

SUMMER 2020

STYLE ■ COMFORT ■ IDEAS ■ REAL ESTATE

# ourhomes

BARRIE ORILLIA MIDLAND INNISFIL

## tranquility **BASE**

*at home with*  
FIGURE SKATING COACH  
**DOUG LEIGH**

A LITTLE BIT  
**COUNTRY**

ON THE  
**BOARDWALK**

**LAVENDER LEMONADE**

**SHRIMP ROLLS**





NOW ON  
INSTAGRAM!



# THE GROVE

PICTURESQUE FAMILY LIVING



9' Ceilings & Granite Counter-tops



Amenities at the Waterfront




Beauty of Georgian Bay Peninsula



Seasonal Attractions for Family Fun



Quality-Built Townhome Designs



Serene Surroundings for Relaxed Vibes

## AMAZING VALUE IN MIDLAND

**NORTHERN IRON**

LIGHTING • FURNITURE • SCULPTURE • DESIGN

EST  
1995  
HANDCRAFTED IN CANADA

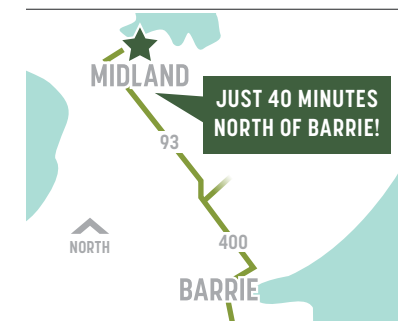
705.735.4414

740 Huronia Rd. Unit 8, Barrie, ON L4N 6C6



BEAUTIFUL FREEHOLD  
TOWNHOMES FROM THE  
**\$400s**

Just 25 Minutes North Of Barrie  
Open Concept Great Rooms  
Granite Counter-Tops  
Over-Sized Garages  
Minutes From Highway 93  
Major Retail and Amenities  
Nature & Waterfront Attractions




New model coming soon. Call Dominic for sales inquiries: 705-351-2839

Canadian Manufacturer of Artisan Lighting, Furniture and Metal Art  
northerniron@bellnet.ca | [www.northerniron.ca](http://www.northerniron.ca)

[thegrovemidland.com](http://thegrovemidland.com)







VOTED #1 AGAIN  
21 YEARS IN A ROW!

FREE ESTIMATES \* \$0 DOWN \* 100% FINANCING OAC

OUR LOWEST PRICES EVERY DAY!



BARRIE SHOWROOM  
92 COMMERCE PARK DRIVE  
705.737.1554



**BTM** BARRIE TRIM & MOULDINGS INC.  
TRIM | DOORS | STAIRS | RAILINGS

705.739.2200

FINISHING YOUR HOME SINCE 1985

BARRIETRIM.COM

Supply & Install Of Quality Interior Finishes – Visit Website To Connect With Us  
52 Saunders Road, Barrie | Follow Us @BarrieTrim



[www.kempenfeltwindows.com](http://www.kempenfeltwindows.com)



WE JUST HAVE  
**MORE!**

Hardwood | LVT | Area Rugs | Vinyl | Laminate | Carpet **and More!**

**End OF THE Roll™**

Discount Carpet & Flooring

f @endoftheroll    @endoftheroll\_

**Barrie**

129 Maplevue Dr W  
705.727.9805

**Newmarket**

20 Davis Dr  
905.953.9025

## FINAL PHASE

FULLY DETACHED LOTS



MOUNTAINCREST




### MODEL HOME NOW RE-OPENED

For those seeking a tranquil yet active lifestyle, Collingwood is the perfect choice. Its location on the shores of Nottawasaga Bay gives residents easy access to a huge array of sports and recreational pursuits. Along with excellent dining and shopping establishments and a vibrant business climate, there is truly something for everyone here.

Every Grandview home comes complete with quality features and finishes, such as 9' Ceilings, Garden Doors, Landscaping Package, California Textured Ceilings, Gas Fireplaces, Deluxe Oak Staircases and Stainless Steel Hood Fans.

Don't miss your chance to live in a Grandview Homes community.

REGISTER  
FOR FUTURE  
COMMUNITIES  
ONLINE



**BONUS PACKAGE**  
**HARDWOOD In Great Room**  
**+ CENTRAL AIR CONDITIONING\***



GRANDVIEW  
HOMES

**GRANDVIEWHOMESNORTH.COM**

For more information, call **705-444-0333** or  
email: [mountaincrestcollingwood@gmail.com](mailto:mountaincrestcollingwood@gmail.com)  
Visit our Model Home at the corner of Poplar Sideroad and  
Clark, just east of High St. in Collingwood.

\*Bonus Package available for a limited time only and only valid with the purchase of a MountainCrest home. No substitutions or credits. Speak to a Sales Representative for details. Specifications subject to change without notice. E.&O.E.





We Build To Suit Any Style

Custom Homes and Cottages • Renovations and Additions  
Commercial Builds and Project Management  
Cabinet Making and Woodworking

705.526.3364 | gilkon@bellnet.ca  
www.gilkonconstruction.com



**THE GREAT**

HunterDouglas

**SUMMER SALE**

*Special Savings Opportunity!*

**BLINDS | SHUTTERS | SHADINGS | DRAPERY**

**WE ARE OPEN!**

The complete line of  
**HUNTER DOUGLAS**  
Window Fashions is  
**ON SALE!**

**SALNEK'S™**  
CUSTOM WINDOW TREATMENTS  
Covering Windows for over 30 years

**BARRIE • 705.737.4200**  
#507 - 34 CEDAR POINTE DR. BARRIE

BARRIE • BURLINGTON • COLLINGWOOD  
TORONTO • DUNDAS • MARKHAM

**WWW.SALNEK.CA**

## ALIGN YOUR PORTFOLIO AND PRINCIPLES



**Jackie Ramler, MBA, CFP, FMA, RIA, CIM, FCSI**  
*Portfolio Manager*

**705-721-5919**  
jackie.ramler@raymondjames.ca  
www.jackieramler.com

*Specialized wealth services for Business Owners, Executives, Individuals and Families. Offices located in Barrie, Midland and Elmvale.*

You have the freedom to align your financial goals with your passion and principles without sacrificing returns. Our additional environmental and social screening process with our portfolios has not only provided equal returns, but also reduced the risk in the portfolio. You can feel confident that your investments are supporting a **brighter future** – for you, for your children and for your grandchildren.

To learn more about our environmental and social screening process, contact us for a complimentary review.

**Executive Wealth Advisors | RAYMOND JAMES®**

Raymond James Ltd., Member-Canadian Investor Protection Fund.



# Don't Wait Another Day to Paint



Visit today and let us make sure you get the best paint and advice to get your project done right.

**BARRIE Allandale Decorating Centre**  
393 Yonge St | 705.739.7730 | allandaledecoratingcentre.com

**BARRIE Irvine Carpet One Floor & Home**  
514 Bayfield St | 705.728.5566 | irvinecarpetone.com

**BARRIE Irvine Carpet One Floor & Home**  
494 Veterans Dr | 705.728.5567 | irvinecarpetone.com

**COLDWATER Home & Cottage Interiors**  
15 Sturgeon Bay Rd | 705.686.3082 | homeandcottageinteriors.ca

**ELMVALE Elmvale Home Building Centre**  
121 County Rd 27 | 705.322.2800 | elmvalhomehardware.com

**ORILLIA Housser's Paint & Wallpaper**  
87 Colborne St W | 705.326.8066 | houserspains.com



**Benjamin Moore®**

©2020 Benjamin Moore & Co., Limited. Arborcoat, Aura, Benjamin Moore, Century, Colour Lock, Gennex, Regal, and the triangle "M" symbol are registered trademarks licensed to Benjamin Moore & Co., Limited. 10/19

RESTORATIONS BY RODGERS RENOVATIONS BY RODGERS



www.RenovationsByRodgers.com  
705.739.7720

**LEAFOUT**  
END GUTTER CLEANING FOREVER!



All metal, No plastics  
Stainless Steel Micro-Mesh

Installs over your existing eavestroughs.  
**CLOGGED GUTTERS CAUSE:**

- TOXIC MOLD
- WOOD ROT
- PESKY ANIMALS
- INSECT INFESTATION
- SNOW AND ICE DAMAGE
- CRACKED FOUNDATIONS



**LEADING TO THOUSANDS OF  
\$\$\$ IN DAMAGE TO YOUR  
HOME & PROPERTY.**

Stops all gutter debris including pine needles

Save \$300 when you mention this ad.

**1-888-995-4430 LEAFOUT.CA**

**SUNX**  
Building Products



**WINDOWS • DOORS • ROOFING**

**GOSUNX.COM**  **1-888-995-4430**





## NATURAL WOOD; UN-NATURAL PERFORMANCE.

Still specifying Cedar and Ipe? Step up a class in Performance, Durability and Conscious Beauty with Hardwood Cladding & Decking. The new standard for your next indoor or outdoor wood requirement.

### BEAUTIFUL

A natural hardwood with stunning colour and grain characteristics unlike anything else.

### DURABLE

Proven Durability of Class 1, on par with IPE and outperforming cedar.

### EXTREMELY STABLE

Moves 90% less than natural wood to maintain clean lines for decades. Does not shrink and swell like natural wood.

### ECOLOGICALLY CONSCIOUS

FSC Certified for LEED Accreditation. 100% natural hard wood with NO additives. Sourced from North American hardwood forests means no questionable origins.

### PROVEN

50 million square feet installed in 50 countries. Not all Thermowood is equal.

**TRANS CANADA** Public Welcome!  
**WOOD PRODUCTS LTD.**  
**lumber store**

705.721.1116

7735 County Road 27, Barrie

PO Box 7189, Innisfil, ON L9S 1L0

[www.transcanadagroup.on.ca](http://www.transcanadagroup.on.ca)

STYLE • COMFORT • IDEAS • REAL ESTATE  
**ourhomes®**  
BARRIE ORILLIA MIDLAND INNISFIL

**REGIONAL PUBLISHERS** Jamie Jefferson  
Georgette McCulloch

**REGIONAL MANAGING EDITOR** Georgette McCulloch

**REGIONAL PRODUCTION MANAGER** Tracy Shuttleworth

**MARKETING & ADVERTISING** Jamie Jefferson, 705.730.3827  
jamie.jefferson@ourhomes.ca

Suzanne Strong, 705.446.4877  
suzanne.strong@ourhomes.ca

Glenda Wiedeman, 705.446.4997  
glenda.wiedeman@ourhomes.ca

**REACH US EASILY: [firstname.lastname@ourhomes.ca](mailto:firstname.lastname@ourhomes.ca)**

OUR HOMES is a registered trademark of OUR HOMES MEDIA GROUP INC.  
OUR HOMES Barrie Orillia Midland Innisfil is published four times a year.

OUR HOMES is distributed via free pick up to residents of Simcoe County at high traffic locations throughout the region. Copies of OUR HOMES are also sent via unaddressed mail to select residential neighbourhoods and Barrie and area business leaders, and via direct mail to select builders, architects, trades and professionals. OUR HOMES is also available in-room at select hotels and resorts within the region.

Please send all letters and/or feedback to OUR HOMES Magazine,  
25 Elgin St., Collingwood, ON Canada L9Y 3L6. Or email us at [editor@ourhomes.ca](mailto:editor@ourhomes.ca).  
All letters received are subject to editing for grammar and length.

OUR HOMES MEDIA GROUP INC:

### EDITORIAL

**EDITOR-IN-CHIEF** Georgette McCulloch

**ASSOCIATE EDITOR** Kristin Schnelten

**DIGITAL EDITOR** Rachael Havens

### MANAGING EDITORS

Nancy Belgue, Liz Bruckner,  
Walter Franczyk, Mary Hatt,  
Gina Makkar, Sara Martin, Tiffany Mayer,  
Georgette McCulloch, Melissa North,  
Merrilyn Patterson, Heather Wright

### ART

**ART DIRECTOR**

Tara Chattell

**ASSOCIATE ART DIRECTORS**

Sheila Britton, Robynne Sangiuliano

**DIRECTOR OF PHOTOGRAPHY**

Jason Hartog

### PRODUCTION

**PRODUCTION DIRECTOR** Lynn Derrick

**PRODUCTION MANAGERS**

Julia Dempsey, Kelly Donaldson,  
Marilyn Reid, Tracy Shuttleworth

### OPERATIONS

**MANAGING DIRECTOR, SALES & MARKETING**

Jamie Jefferson  
jamie.jefferson@ourhomes.ca

**MANAGING DIRECTOR, OPERATIONS**

Georgette McCulloch

**ACCOUNT EXECUTIVE & DIRECTOR OF DISTRIBUTION** Lisa Ormsby

**REGIONAL ACCOUNT EXECUTIVE** Suzanne Strong

**BUSINESS DEVELOPMENT** Kelly Craig

**ACCOUNTING** Tyler Annette

### CONTRIBUTORS

M. Carolyn Black, Mike Chajec, Tara Chattell, Kathleen Duncan, Jason Hartog,  
Rebecca Hay, Connie Jeske Crane, Aleem Kassam, Cheryl Long, Jenny Liu, Phyllis Lui,  
Sandy MacKay, Dawn McConnell, Georgette McCulloch, Jenelle McCulloch,  
Dolores Pian, Provoke Studios, Melanie Rekola, Julie Row

Advertisements and the content, including photos, of advertisements published within OUR HOMES magazine are supplied solely by the advertiser and neither the publisher nor OUR HOMES Media Group Inc. accept responsibility for opinions expressed in advertisements or for copyright issues with regards to photos, advertising copy and advertisements, nor shall they be held liable thereby. By act of reading this publication, all advertisers and readers agree to indemnify and hold harmless both OUR HOMES Media Group Inc., and the publisher thereby. Copyright ©2020 OUR HOMES Media Group Inc. All rights reserved. Reproduction without permission is prohibited.

### OUR HOMES CAN BE FOUND IN THE FOLLOWING MARKETS:

- Barrie/Orillia/Midland • Grey Bruce • Hamilton • London • Muskoka
- Niagara • Oakville/Burlington/Mississauga • Ottawa • Peterborough
- Southern Georgian Bay • Toronto & York Region • Region of Waterloo
- Wellington County/Orangeville/Caledon • Windsor



**PRYCON**

Custom Building & Renovations Inc.


Simply better living.



ADDITIONS • RENOVATIONS • CUSTOM HOMES



705-739-0023 | [www.prycon.com](http://www.prycon.com)



**BEHOLD DESIGN**

20 Owen Street

Barrie, ON

705.726.6200

[www.beholddesign.ca](http://www.beholddesign.ca)

Exceptional Design  
Exquisite Results





**705.527.1515**  
[www.midlandflorist.ca](http://www.midlandflorist.ca)  
212 King Street, Midland



**705.686.3687**  
[www.freshflownook.com](http://www.freshflownook.com)  
11 Coldwater Road, Coldwater



## editor's note



### Be kind.

With everything going on these days, that's been my guiding principle. It hasn't been easy. My world, like yours, has been turned upside down. Every day brings a new challenge and more confusing news. But there's always a bright spot and light at the end of the tunnel.

My family is fine, especially my folks, still healthy and feisty at the

ages of 87 and 91. They are living at their wonderful home, five hours away from me, and I'm grateful that my brother and sister, as well as my parents' neighbours, check in to make sure they are well fed and healthy. Our video chats are the highlight of my day and I can't wait to visit them very soon.

At OUR HOMES, we're back to full production, creating and publishing inspiring magazines that celebrate life at home. I have never been more grateful for my home than I am right now, and I'm sure you feel the same way. I've been able to keep up with my chores, work in my garden and fix many things that we just didn't have time to complete until now.

I've stood in long lines at the local hardware store and picked up paint at the curb. I've called shops for advice, estimates and products and have checked many projects off my list, making sure to support businesses in our region.

One of the biggest jobs was our deck – the 25-year-old boards were rotting and had to go. My son and his friends – who grew up together – came to the rescue. When we were able to expand our circles, the boys came over, demolished and rebuilt our deck over a weekend – just because they wanted to spend time together and sharpen their skills. Talk about being kind!

I want to thank our homeowners and business partners featured in this issue. You are stars, and your help and kindness while putting together this summer issue is inspiring and very much appreciated. Our team is proud of this magazine because working together, supporting each other and being kind to one another has made us stronger.


Enjoy the sunshine!

*Georgette*

Georgette McCulloch, Editor-In-Chief  
[georgette.mcculloch@ourhomes.ca](mailto:georgette.mcculloch@ourhomes.ca)

Follow us   

Sign up for our newsletter [ourhomes.ca/newsletter](http://ourhomes.ca/newsletter)

online  Get more at [ourhomes.ca](http://ourhomes.ca)



# Forest Hill

REAL ESTATE INC BROKERAGE

BARRIE • INNISFIL • ORILLIA

THINKING OF  
SELLING OR BUYING A PROPERTY?  
**THE TIME IS NOW!**

*Selling or buying a home can be easy. Contact one of our top agents to help make it happen.*



Christybel Depatie  
Sales Representative  
Office: 705-721-1852  
Mobile: 705-331-7150



Nick Doherty  
Sales Representative  
Office: 705-484-0808  
Mobile: 705-329-8540



Walter Doret  
Broker / Sales Representative  
Office: 705-721-1852  
Mobile: 705-727-6787



Lynnette Eisen  
Sales Representative  
Office: 705-721-1852  
Mobile: 705-627-9118



Eleanor Faulds  
Sales Representative  
Office: 705-721-1852  
Mobile: 705-791-1199



Catherine Galt  
Office: 705-484-0808  
Mobile: 416-219-5921



Catherine Geraats  
Sales Representative  
Office: 705-484-0808  
Mobile: 647-528-0771



Tenneil Hollenbeck  
Sales Representative  
Office: 705-721-1852  
Mobile: 416-678-7625



Nicole House  
Forest Hill Real Estate Inc. Brokerage  
Mobile (705) 984-6683  
Phone: (705) 721-1852



Erin Jones  
Sales Representative  
Office: 705-721-1852  
Mobile: 705-790-194



Kathy Malinowski  
Sales Representative  
Office: 705-721-1852  
Mobile: 416-888-6571



Danielle May  
Sales Representative  
Office: 705-721-1852  
Mobile: 705-984-7478



Devon Miller  
Sales Representative  
Office: 705-721-1852  
Mobile: 705-279-3766



Melanie Mowat  
Sales Representative  
Office: 705-484-0808  
Mobile: 289-232-8373



Mark Scott  
Realtor  
Office: 705-721-1852  
Mobile: 705-985-6275



Len Skok  
Managing Partner  
Sales Representative  
Office: 705-721-1852  
Mobile: 416-677-5688



Anna Small  
Sales Representative  
Office: 705-721-1852  
Mobile: 705-790-9898



Cindy Snow  
Sales Representative  
Office: 705-484-0808  
Mobile: 705-229-7321



Paul Weber  
Sales Representative  
Office: 705-484-0808  
Mobile: 705-791-6123



Marnee Williams  
Sales Representative  
Office: 705-484-0808  
Mobile: 705-955-7648

Forest Hill Real Estate Inc Brokerage Barrie / Innisfil / Orillia  
Homes • Condos • Waterfront • Cottages  
Buy and Sell with Top Performing Agents in Simcoe Region

705.721.1852 | [www.foresthillbarrie.com](http://www.foresthillbarrie.com)

54 Cedar Pointe Drive, Unit 1207, Barrie • 25-2 Hunter Valley Road, Orillia



# CONTENTS

## SUMMER 2020



### ON THE COVER

Legendary figure skating coach Doug Leigh is celebrating life at his new custom home in Barrie. Story, page 54. Photography by Sandy MacKay.



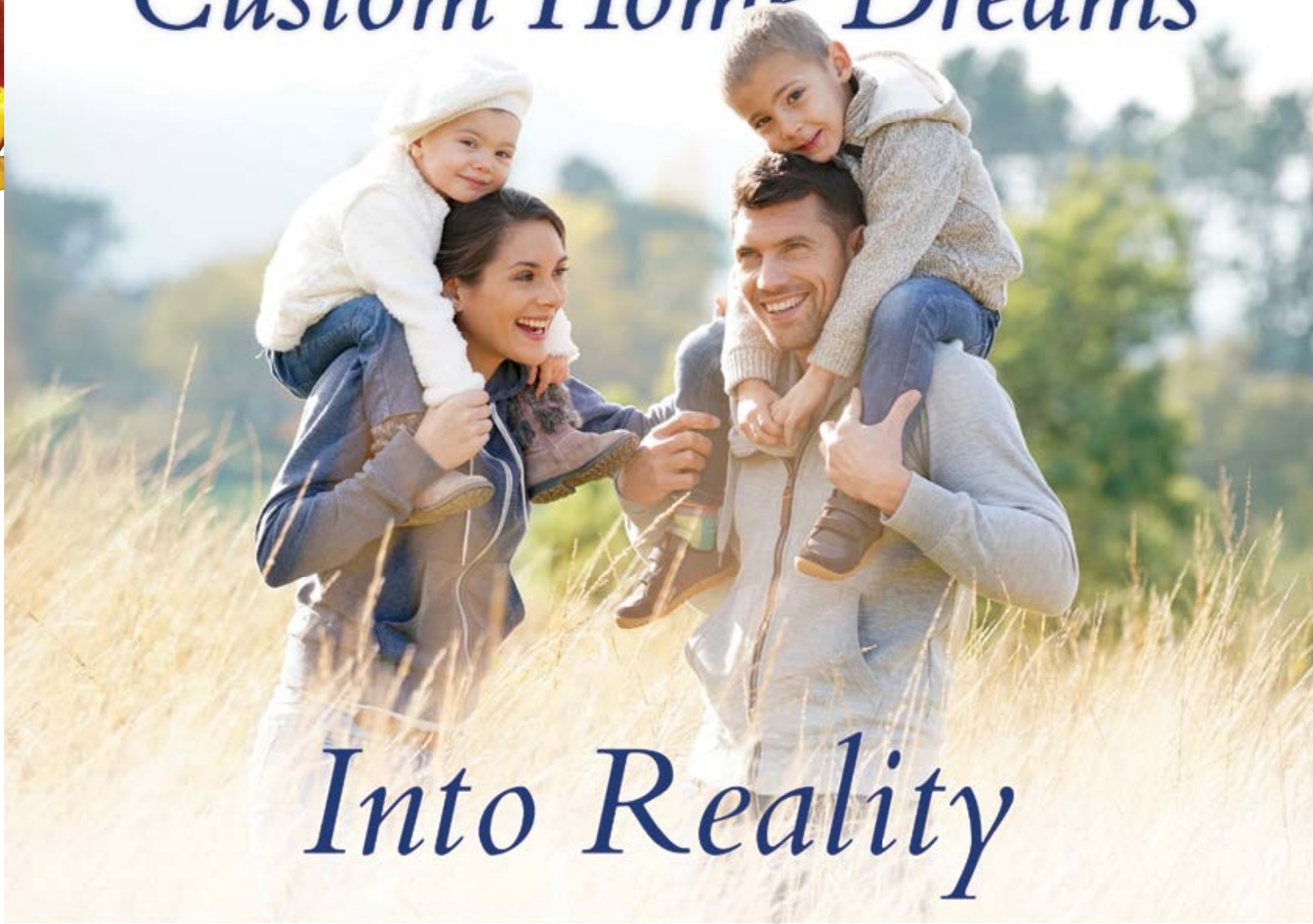
### LOCAL FEATURES

- 20 Style Picks** Add a little something extra and ramp up your summer style.
- 30 Feature** An intimate re-design at Friday Harbour includes top-quality additions.
- 48 Spotlight** ADM Design Inc.'s showroom is a must-visit on the boardwalk at Friday Harbour.
- 54 Feature Home** World-renowned skating coach Doug Leigh is five minutes from everything at his new Barrie home.
- 64 People** Local experts are here to help make your home the place to be during these challenging times.
- 72 Feature Home** Living the good life on a country estate that happens to be in the city.

### DEPARTMENTS

- 14 Editor's Note**
- 18 Advice** Forever Furniture
- 24 Good Taste** Sweet Lavender
- 26 Gardening** Planting Oranges
- 40 Design Ideas** Vacation Vibes
- 42 Real Estate** Cut The Clutter
- 46 Decorating** Freeze Frame
- 50 Focus** Home Work
- 52 Projects** Vertical Planter
- 70 Double Take** Wallpaper Wow
- 84 Outdoor Living** Outdoor Comfort
- 88 Home Resource Directory**
- 90 Green Living** Plants Aplenty
- 92 Cooking At Home** East Coast Go-To
- 94 Finishing Touch** Plate It Outside

# We Transform Your Custom Home Dreams



*An extraordinary custom home builder for an extraordinary residential design*



**Contact Us Today!**  
anthomes.ca | 705 431 2268



CABINETRY  
COUNTERTOPS  
FIXTURES  
TILE



L S  
K C



LINDSAY SCHULTZ  
kitchens + cabinetry

www.lskc.ca  
FROM CITY TO COTTAGE  
f i h

advice

Interior Designer  
**Dolores Pian**  
shares her ideas.



# Classic FURNITURE

PIECES YOUR KIDS WILL ACTUALLY WANT TO INHERIT.  
WHAT MAKES A CLASSIC PIECE OF FURNITURE?

Are you downsizing, rightsizing and considering selling or giving away your furniture? The reality is that some people don't want your "old stuff" no matter how much money you spent on it.

Whether your life is transitory or you want to complete a quick project, there's a tendency to buy inexpensive furniture that may, in a short time, wobble, peel or just fall apart in front of you, creating a throwaway mindset.

Furniture you want to keep is valuable, familiar, branded or easily recognizable icons of the 20th Century. Many are approaching the 100-year antique status. For example, two significant pieces from Poltrona Frau's collection, the Chester Sofa and the 1919 Armchair, seen in many James Bond films, are synonymous with status. The 1919 Armchair has been so successful that it's been reissued and reinterpreted with larger proportions to satisfy the modern-day notion of comfort. The more modest Thonet Coffee House Chair can still be seen in French bistro cafés. Good design lasts forever.



POLTRONA FRAU: Chester Sofa

THONET: Coffee House Chair



HERMAN MILLER:  
Eames Lounge Chair



POLTRONA FRAU:  
1919 Arm Chair



THONET:  
Tubular Steel  
Cantilever Chair

## Where Have You Seen Famous 20th Century Furniture Icons?

Modern furniture from the 1920s to 1940s and Mid-century Modern from 1933 to 1965 is widely popularized. We see pieces in architectural design magazines or celebrity interviews in the pages of GQ and Vogue. Cultural institutions such as New York's Museum of Modern Art and London's Victoria & Albert Museum have large exhibits displaying the perfect examples of modern-day aesthetics and good taste.

Also, popular television shows have embedded many of these pieces in our modern psyche. Notable examples include Breuer's Cantilever Chair and the Barcelona Chair by Ludwig Mies van der Rohe, both on display in *Mad Men*'s stylish offices and lobbies. Who could forget the Mid-century modern Eames Lounge Chair in *Frasier*'s sleek modern apartment, elegant and separate from his father's old recliner?

## Why Are They Valuable?

Modern furniture is mobile and lightweight, designed for city residents in smaller urban homes. It's relevant for today's interiors, ensuring these pieces will keep their inheritance value for a very long time.

Manufacturers such as Knoll and Herman Miller employed Charles and Ray Eames, Marcel Breuer, Ludwig Mies van der Rohe and others to design quality, mass-produced furniture, all while educating clients and the public on principles of good design. Retailers such as Design Within Reach sell prestigious brands direct to the consumer, making these pieces accessible and contributing to their popularity and status. They're also instrumental in introducing



KARTELL: Louis  
Ghost chair

HERMAN MILLER:  
Eames Aluminum  
Group Chair

the new 21st century classics, such as the Louis Ghost Chair by Philippe Starck or the LEM Piston Stool by Shin and Tomoko Azumi, to the world.

Unfortunately, many of these designs have been reproduced, knocked-off and made cheaply, spoiling the original design intent. However, this makes the original and authentic pieces more valuable. Authentic pieces are still produced by the original manufacturer, branded with copyright labels placed somewhere discreet. These pieces are Sotheby's-worthy and carry certificates of authenticity.

## How Can You Acquire Keepable Furniture?

- Buy on the installment plan.
- Buy via auction, consignment or internet.
- Buy one piece at a time – all good things are worth waiting for.

## The Benefits Of Buying Right The First Time:

- Going green for life is the new luxury.
- Recoup your investment and join the circular economy.
- Peace of mind, knowing your furniture won't end up in a garbage dump.

Rest assured that all the things you collect will be passed on to someone else who'll treasure them forever. **OH**



Quality Custom Homes, Additions, and  
Renovations



Create a space you and your family will love.

Call us today for a free consultation  
705-721-3354





**1 BARRIE LEISURESCAPES**

**In-Water Lounger**  
Stay cool all summer long with Ledge Lounger's Signature Chaise. It's designed for a pool's tanning ledge and comes in 12 colours. Made to withstand sun, water and pool chemicals.

1027 Bayfield St. N., Midhurst  
705.733.9119 | barrieleisurescapes.com

**2 OUR HOUSE**

**Gurgle Pots**  
Every home should have a gurgle pot. They come in many colours and three sizes. Add a touch of whimsy to your table. Crafted with durable stoneware and designed with graceful lines.

55 Dunlop St. E., Barrie  
705.725.0829 | ourhousebarrie.com

**3 WASAGA BEACH DECORATING**

**Chandelier**  
This modern, matte black, metal ring, eight-light chandelier adds character and style to your home. Hang it in your dining room, foyer or great room. Ideal for a farmhouse or Tudor-style aesthetic.

1 Market Lane, Unit 3, Wasaga Beach  
705.429.1500 | wasagabeachdecorating.com

**4 BLAIR INTERIORS & WINDOW FASHIONS**

**Blankets**  
Cool Turkish cotton-muslin blankets are just the right weight for summer. Curl up on the sofa, at the beach or on your glamping trip in style. These little luxuries will make you smile.

305 King St., Midland  
705.526.0500 | blairinteriors.com

**5 NORTHERN IRON**

**Bowls**  
Everyone will appreciate the beauty and craftsmanship of these iron bowls. Hand cut, hand forged and finished with natural, food-grade seasoning. Made in various sizes, from eight to 22-inches. Available in sets.

740 Huronia Rd., Unit 8, Barrie  
705.735.4414 | northerniron.ca

**6 DWELLINGS**

**Coat Racks & Signs**  
Artisan-crafted in Ontario, these reproduction lobster-trap-buoy coat racks are fun, colourful and made for your mudroom, boathouse or cabana. Pair with a custom lake sign for your home or cottage.

2101 Horseshoe Valley Rd. W., Barrie  
705.730.7878 | dwellingsdecor.ca

*Continued on page 22*



**WARM**  
*embrace*

Summer's here! Take some time during your staycation to decorate your home inside and out.

PHOTOGRAPHY **SANDY MACKAY**



style picks



7

**BENJAMIN MOORE**

**Neutral Paints**

Calm, warm greys are trending for interior walls. According to Benjamin Moore's colour and design expert Sharon Grech, these are the paint company's three most popular "greige-tone" paint colours: Pashmina (AF-100), Revere Pewter (HC-172) and Natural Cream (OC-14).

See your local Benjamin Moore dealer  
benjaminmoore.com

**BEHOLD DESIGN**

**Kitchen**

Earthy, neutral and luxe kitchens are forever. Take a white rift oak slab cabinet, add a Fresh Concrete Caesarstone counter, a concrete-look backplash and a cream porcelain tile floor. Add some texture on your chairs or window coverings with this Duralee embroidered, three-dimensional fabric. Your kitchen is done.

20 Owen St., Barrie  
705.726.6200 | beholddesign.ca

**FRESH FLOWERS BY LEANNE**

**Plant Mistors**

Misting keeps your houseplants happy and it helps keeps the bugs away. Ferns, orchids and tropicals love a morning mist. These lovely succulents survive best with a good soaking when completely dry.

212 King St., Unit 4, Midland | 705.527.1515  
11 Coldwater Rd., Coldwater | 705.686.3687  
midlandflorist.ca OH

9

**BREEZEWOOD FLOORS**  
SOLID & ENGINEERED  
CANADIAN HARDWOOD FLOORING

MADE IN ONTARIO • DIRECT FROM THE SAWMILL  
Made with Sustainably Harvested Local Hardwoods  
LOW CARBON FOOTPRINT • VOC FREE FINISHES

PLUS trim, moulding and more • See us for all your hardwood needs!

**BREEZEWOOD FACTORY STORES**

TILLSONBURG	KITCHENER	BASS LAKE ORILLIA
1300 Jackson Side Rd Courtland, ON 519.688.3553	1580 Huron Road Petersburg, ON 519.696.2424	4071 Digby Road Orillia, ON 705.326.3965

[brezewoodfloors.ca](http://brezewoodfloors.ca) f t i p

**MOONSTONE TIMBER FRAME**

A proud member of the Timber Framers Guild of North America

Timber Frame Homes • Dovetail & Log Homes • Round & Square Post & Beam • Cottages, Barns & Additions • Gazebos, Pergolas & Pavilions • Heavy Timber Trusses • Staircases & Railings Construction & Installation • Custom Design & Engineering

5805 9th Line North Oro-Medonte, ON L0K 1N0  
705.835.3721  
info@moonstonetimberframe.com  
www.moonstonetimberframe.com

BBB A+ RATED BUSINESS

**EcoRefinishers**  
Professional Cabinet Refinishing

LOVE YOUR Kitchen Again!

Before After

At EcoRefinishers, our professional spray system and products give long lasting, gorgeous quality to your kitchen cabinets while ensuring an eco-friendly environment for you and your family. Refinish your kitchen cabinets with us and we will do our ultimate best to give you the kitchen you've been waiting for.

[www.ecorefinishers.com](http://www.ecorefinishers.com) | 705.345.6102

**JAKE'S LANDSCAPING & Excavating Ltd.**

RESIDENTIAL & COMMERCIAL LANDSCAPING  
PROPERTY MAINTENANCE

Our mission is to help you create a space that inspires you & your family to get outside!

[www.jakeslandscaping.org](http://www.jakeslandscaping.org)  
Call or Text Us: 705.627.3179

WALKWAYS | STAIRS | PATIOS  
DRIVEWAY EXTENSIONS & MORE!  
We Work With All Budgets & Project Sizes



# LAVENDER *lemonade*

RECIPE AND PHOTOGRAPHY **JENELLE MCCULLOCH**

*A SLIGHTLY SWEET, REFRESHING AND  
RELAXING DRINK. CHILL OUT WITH A  
GLASS OF FRESH LAVENDER LEMONADE!*

**INGREDIENTS** (per pitcher)

- 4 cups water
- ½ cup granulated sugar or honey
- 1 Tbsp dried, food-grade lavender
- 1 cup freshly squeezed lemon juice

**DIRECTIONS**

In a saucepan over medium heat, combine 2 cups of water, sugar and lavender. Heat until sugar is dissolved. Turn off heat. Let steep for 30 minutes. Pour into a pitcher and add the remaining water and lemon juice. Stir, chill and enjoy. **OH**

# Style YOUR HOME

With Leon's Orillia



Leon's Large Clocks  
Various sizes/styles



Samsung TV  
391-65Q6T



IFD TV Stand  
823-P5602



All Accessories  
from Leon's



IFD Coffee Table  
823-P5600

For more details on Leon's (Orillia)  
interior design services contact (705) 326-3505  
555 Memorial Ave., Orillia Ontario, L3V 0T7





# ORANGE

## THE GREAT GARDEN GO-BETWEEN

STORY **MELANIE REKOLA**

Colour evokes emotion. Different colours lend a different look and feel to a space, and in a world where most gardeners opt for the popular pink and purple colour palette, the colour orange deserves another look. It certainly has a lot of punch and it may be just the zip and zing your garden needs.

### ORANGE POWER

Orange is a powerful colour with lots of attention-grabbing strength and energy. Used strategically, it highlights key areas of a yard, such as an out-of-the-way seating area or hidden path. Hot colours such as orange come to the forefront of vision while cool tones recede. Use orange hues to bring cosiness to an expansive space or use a combination of hot tones in the forefront with cool tones in the back to make a small space seem larger.

### CREATE HARMONY

A riot of different colours isn't the best approach for a harmonious garden composition. The best arrangements offer a restrained palette of melodious colour hues blending from one to the next, but often this is easier said than done. Commonly, the missing piece to the garden colour puzzle is a moderating tone between two others to either temper or highlight one or both. The zesty colour orange in all its shades and nuances specifically has an amazing colour-moderating effect in the garden. *Continued on page 28*



**ENVIRONMENTAL pestcontrol**  
Excellent reputation for quality service.  
LOCAL EXPERTS SINCE 1988



www.environmentalpestcontrol.ca • 1-800-263-5055    



**Lakeside TREE EXPERTS**



**TRUSTED IN TREES SINCE 1963**

INSURED & CERTIFIED ARBORISTS

Pruning & Cabling	Assessment & Health Care	Emergency Service
Hazardous Removal	Emerald Ash Borer Treatment	Stump Removal

**705-722-4800**  
www.LAKESIDETREE.CA



**plumbtech PLUMBING INC**  
RESIDENTIAL | COMMERCIAL | INDUSTRIAL



Custom homes, renovations, plumbing service & repairs.

www.plumbtechplumbing.com  
**(705) 722-7209**



**Near North GROUP**

**GREAT STONEWORK MEANS GREAT CURB APPEAL**

Our stonework & hardscape services include everything from driveways, walls, patios, paths & walkways, to masonry, ornamental & other non-living components that are part of the built environment.

**nearnorthgroup.com**



**705.456.9007 | 416.708.2246**  
**nearnorth1@outlook.com**



gardening

COLOUR COMBOS

PURPLE AND ORANGE

Purple flowers abound in gardens everywhere, but too much purple can seem a bit dark and dreary. Adding orange makes cool blue and purple tones sing with vibrancy.

PINK AND ORANGE

Pink is another prevalent flower colour and can look tiresome on its own. Mixing in some orange transforms a pink palette into a gorgeous mix of sorbet colours that looks fresh and modern amidst green foliage. You can even see Mother Nature combining these colours in many blossoms sporting pink petals with orange centres, such as Coneflower and Cosmos.

RED/YELLOW/ORANGE

This is the hot colour combo for people who love vibrant colours. Red and yellow by themselves can look too “ketchup and mustard” stark for most tastes. Orange is the perfect go-between for these colours and especially because red + yellow = orange. These tones look great in full sun and add a hot, tropical vibe to any space.

ORANGE AND WHITE

Think of a creamsicle. I really love this fresh combination – it looks so right with the trending black, white and wood mix of outside materials. This is the colour combo for people afraid of colour.

MONOCHROME

Do you really, really love the colour orange? Try a mix of all kinds and shades together. By choosing just one colour in all its varieties, it will have maximum impact yet be really easy to find and achieve.

Orange is like a breath of fresh air. From bright tangerine to soft auburn there’s an orange hue for everyone. It is said that a change is as good as a rest and now more than ever we need to look forward to the future with renewed hope and positivity. It’s time to give orange – the colour of life, vigour and vitality – a try. **OH**



MELANIE’S PLANT PICKS

*Geum ‘Totally Tangerine’ – Avens*

This perennial has an abundance of tangerine coloured blossoms held high on airy stems. It flowers in spring, is outstanding and underused.

*Calendula – Pot Marigold*

This beautiful, sunny-orange annual plant is really easy to grow from seed outdoors and self-seeds for subsequent years too. Its petals are edible or can be used to make skin-healing salves due to its natural antifungal and antibacterial properties.

*Hemerocallis – Daylily*

There are so many varieties of orange daylily beyond the wild ones often known as “tiger lilies.” Daylilies have evolved and are often shorter with finer foliage and longer bloom periods. The flower buds on this perennial are edible. Two of my favourites are “Ruffled Apricot” and “Tiger Kitten.”

*Cosmos sulphureus ‘Cosmic Orange’*

Another amazing annual, Cosmos is so easy to grow from seed. This variety is covered by a profusion of two-inch carrot orange blooms that float above fresh fern-like foliage.

*Nasturtium ‘Troika Orange’*

Nasturtium is an old garden favourite. An edible annual, it thrives in poor, dry soil and is so easy to grow. This glorious orange variety is a high-performance bloomer with stunning white-streaked leaves. It’s semi-trailing and looks great at the front of a border or in planters.

Let Us Help You with Your Deck Design

Bring Your Deck Dreams to Reality!

The Home You Always Wanted, The Way You Want It.

[www.unitedlumber.ca](http://www.unitedlumber.ca)

@UNITED\_LUMBER

@UnitedLumberHHBC

Barrie

705.726.8132

520 Bayfield St. N.

Bolton

905.857.6970

12833 Hwy 50 S.

Georgetown

905.873.8007

333 Guelph St.

United Truss – Innisfil

705.436.3425

3325 Thomas St.

Expect the best...  
We're **greener**  
than the rest!

**DESIGN • BUILD • MAINTAIN**

Residential, Commercial & Estate Property  
Lawn & Garden Maintenance  
Tree Pruning & Removal & Stump Grinding  
Fertilizer & Weed Control Programs  
**Grub Control, Chinch Bug Control,  
Slit Seeding & Firewood**

**PROTECTING YOUR ASH TREES AGAINST THE EMERALD ASH BORER, TREEAZIN IS THE #1 ENVIRONMENTALLY FRIENDLY TREATMENT THAT IS NOT HARMFUL TO BEES.**  
TREATMENT DATES: JUNE 1ST - AUGUST 31TH

**Foster Lawn & Garden LTD**

[www.fosterlawnandgarden.com](http://www.fosterlawnandgarden.com) (705) 726-9189

Call today for discounted pre-paid 2020 lawn programs!

28 | ourhomes SUMMER 2020



# HARBOUR HIP

STORY **GEORGETTE MCCULLOCH** | PHOTOGRAPHY **SANDY MACKAY**

*THERE'S SOMETHING FOR EVERYONE AT FRIDAY HARBOUR, AND OWNING A PROPERTY AT THE INNISFIL RESORT IS AN INVESTMENT IN SUMMER FUN.*



**M**ia and Joe Duggan took possession of a two-storey townhome a year ago. “We were impressed with the infrastructure, community focus, access to the lake, style of the townhomes and travel time to and from the Greater Toronto Area,” Mia says.

The couple can walk out to their patio then down the stairs to the boat and take off for a day on lovely Lake Simcoe. Friday Harbour also offers golf, walking trails, a beach, restaurants and retail, including a full-service interior design shop.

That’s where Mia met designer **Andrea McMullen**. “We were out for a walk on the boardwalk and **ADM Design Inc.** had just opened,” Mia remembers. “Upon entering the store, we were greeted by Andrea and were immediately drawn to the interesting art, accessories and built-in cabinetry displayed in a welcoming environment.”

The Duggans needed more storage in their townhome and wanted to elevate the look and feel of their vacation home. The transformation, top to bottom, has brought style, function and personality to the entire space. *Continued on page 32*




In the living room, a striking charcoal grey 3D wall tile from Ciot surrounds the gas fireplace from Napoleon Home Comfort. **OPPOSITE:** Teal pops as an accent hue in the artwork and rug sourced through ADM Design Inc. It’s a nice departure from navy accents typical in many waterside homes.






“Being a downtown designer for so many years, I see a little bit of space and I have all these great ideas on how to maximize that space, so that’s really an asset for people living in condominiums,” says Andrea, whose first priority was beautiful, accessible storage for Mia, who took the lead in spearheading the renovations.

“She wanted her back closets to be functional and I ended up tearing them out completely,” says Andrea. “And we did this amazing built-in and it’s totally multi-functional because it has a bar area in it and when you come in through the garage or through the side entrance you have a place to put your things. It has additional pantry space, a wine fridge and then closets. We put additional storage across the top for seasonal gear.” Andrea also added a sleek built-in buffet in the dining room under a favourite painting by Peter Panov that inspired the main-floor décor and colour scheme. *Continued on page 35*





**“I SEE A LITTLE BIT OF SPACE AND I HAVE ALL THESE GREAT IDEAS ON HOW TO MAXIMIZE THAT SPACE.”**  
– Andrea McMullen



**ABOVE & RIGHT:** Another luxe tile selection, this backsplash adds panache to the bar in the custom, multi-functional built-in off the garage and side entrance to this Friday Harbour townhome. A graphic grey-and-white wallpaper adds dimension to the hallway.

**OPPOSITE, TOP LEFT:** Clever under-the-stairs storage keeps seasonal gear tucked away.  
**BOTTOM LEFT & MIDDLE:** The powder room design includes a charcoal diamond tile on an entire wall. Whales swim up an adjacent wall and art pops in the reflection of a luxe mirror over the vanity.


**BOTTOM RIGHT:** The glass-enclosed stairway with a polished-nickel handrail leads to the top level and the spacious master bedroom.







**“IT DOESN’T ALWAYS HAVE TO BE SO WILDLY NOTICEABLE BECAUSE ULTIMATELY IT’S ABOUT THE OVERALL COMPOSITION.”**  
– Andrea McMullen



**LEFT:** Mia chose a Fisher & Paykel refrigerator to go with a gas range in the neutral kitchen. **BELOW:** The custom cabinet by ADM Design provides just enough storage and buffet space in the dining room. Teal was pulled from Mia and Joe’s favourite painting as the colour accent throughout the space.

Acrylic hardware adds sparkle to the room.



Andrea worked closely with staff designer **Samantha DeZotti** on this project.

What started as a storage project turned into a whole-space redesign, which included new furniture, a powder room makeover, a new fireplace and surround. “We did a really cool feature in her powder room of a concrete geometric three-dimensional tile,” says Andrea.

“I really love the tiles that we chose, both on her fireplace feature wall and in her powder room. Even the tile in the little bar area is just adorable. We got her to use some of these new products.”

For Andrea, it’s the little details that count, including the cabinetry hardware. “It’s so cool,” she explains. “It’s acrylic and super long and it’s the next level of beyond normal and something just a little more spectacular, and it doesn’t always have to be so wildly noticeable because ultimately it’s about the overall composition.” *Continued on page 36*

**OPPOSITE:** The kitchen holds ample storage. Teal accents and beachy framed prints are all from ADM Design Inc., located on the boardwalk at Friday Harbour.







Andrea and her team worked with Mia to capture her style, which Mia describes as transitional. “However I do enjoy an eclectic mix of old and new while adhering to the integrity of the architectural style of the home,” says Mia.

Nautical is the typical go-to style for waterfront properties, especially at Friday Harbour, but Mia’s style is more contemporary. “She’s worldly and loves all different looks, and her bedroom upstairs is definitely romantic,” says Andrea. “The master headboard was refinished and reupholstered, then we added these amazing side tables and dresser to add to that romantic feel.” *Continued on page 38*

**TOP & ABOVE:** Andrea created a romantic atmosphere in the master suite, reupholstering the headboard and adding Canadian-made side tables with acrylic feet and intricate details inside the drawers. Dreamy art prints from ADM Design Inc. hang above round glass lamps. **RIGHT:** A big comfy chair and an acrylic stool with a tufted top create a cosy corner in the master bedroom.





**GARRAWAY'S**  
ELECTRICAL SERVICES

Spring is the perfect time to think about purchasing your Generac Home Stand-by System. Maintain all of the comforts of home even when the rest of the neighbourhood is in the dark!

- Maintain Household Mechanical (ie: sump pump, well, furnace, air conditioning)
- Maintain Important Medical Equipment
- Maintain Refrigeration
- Maintain Security & Internet Connections




*Established Since 1999*

YOUR AUTHORIZED GENERAC SALES & SERVICE DEALER • NEW HOME & RENOVATION WIRING SPECIALISTS • OUTDOOR LANDSCAPE LIGHTING • UNDER COUNTER LED LIGHTING

**GENERAC**  
ECRA/ESA 7001456

705.527.8003  
info@garraways.ca  
www.garraways.ca

**WE DIG IT!**  
Call today to make your dreams a reality!

**The Dreams**  
**More Dreams**  
**Foundations, ICF Wall Systems, Septics**

The equipment - Ask us about our i-Dig computer controlled digging systems!

**I Can Only Imagine Inc.**  
705-717-2667  
www.icanonlyimagine.ca  
13-4 Alliance Blvd., Suite 420  
Barrie, Ontario L4M 5J1

# GARY OWEN

FRAMING + ART RESTORATION | SINCE 1988




CLEANING • RIPS & CHIPPED PAINT  
REPAIRED • RE-LINING • RE-STRETCHING  
CONDITIONING • GILDING  
FRAME REPAIRS • FULL SERVICE FRAMING



**705.727.4003**  
118 Dunlop St., East, Barrie | gary-framing@hotmail.com  
**www.garyowenartservices.com**





**LEFT:** A guest room upstairs is decked out in luxe bedding with navy and caramel accents. **BELOW:** The nautical knot art in the upstairs bathroom is a reminder that the harbour, just outside the door, is calling.



For Mia, the new look went beyond her expectations. “We are very excited by the additions of the built-ins and design elements that Andrea implemented,” she says. “Working with ADM is seamless and Andrea takes the time to understand our needs, wants, personal style and blends them with innovative ideas.”

The renovations aren’t over. Phase two will include a full built-in in the master bedroom.

For Andrea, it’s been a wonderful collaboration with Mia.

“She wants her townhome to be hip and cool, like her,” Andrea says. “Or at least I wanted it to be hip and cool, like Mia.” **OH**

# WHAT’S IN A HOME?

Hopes. Dreams. Laughter. Love. Time Invested.

A sanctuary after a long days work.  
A child's first steps.  
A family pet that always begs for more.  
Time around a table, sharing food & stories.  
Cherished moments.

Just some of the things that make a home.  
Isn't it about time we found yours?



**CORRINE DAYMAN**

Sales Representative

cdayman@royallepage.ca

direct: 705-985-2488

Not intended to solicit properties currently listed for sale or clients currently under contract.

*Opening the door to where memories are made*



ADM DESIGN & DECOR

DESIGN | RENOVATE | DECORATE | STAGE

Now Exclusively Available

**MODLOFT**

295 Sunseeker Avenue  
Innisfil / Barrie

16655 Yonge St  
Newmarket / Aurora

1211 Gorham St Unit #7  
Newmarket / GTA

**BOOK YOUR HOME CONSULT**

905-836-9890 | info@admdesign.ca | admdesign.ca  
@admdesigninc





PHOTO: MIKE CHAJECKI

# CREATING A cottage vibe



STORY **REBECCA HAY**

## IT'S COTTAGE SEASON.

Welcome to what is quite possibly my favourite time of the year. Nature is at its peak, colours are the most vibrant, and it's prime time for outdoor beauty. Canadians are more than willing to dive in, hoping to make the most of our short but sweet summers. I love cottage life and everything about it: the relaxed vibe, the casual atmosphere, that feeling of home.

Whether you're a weekend warrior with a summer retreat of your own to escape to, or you simply want to bring the cottage vibe into your home every day, here are some of my favourite ways to bring an easy-breezy cottage style to your interiors.

## COLOUR

Colour is key to achieving the right ambience in a space, and when it comes to the "cottage vibe," the ask is fairly specific. It has to be relaxing, comfortable and fresh. In one word: white. White walls and trim are crisp and clean, bringing structure to the rustic-chic cottage aesthetic. For window coverings, white sheers are a great choice. They offer privacy at night, and let the sunlight and views stream in by day.

For the colour you crave, look to nature for inspiration. Sky blue or lush, leafy greens are a popular choice, or red for a classic look. If you're looking for something with a more modern "pop," mix it up with hits of fuchsia or purple. Remember, less is more. Use colour in small doses for things like pillows and accessories.



PHOTO: JASON HARTOG

## NATURAL MATERIALS

The cottage look loves wood. Think vintage or rustic finishes for an instant earthy flair. Wood is solid and grounding. A dining table, accent chair, bowl or art – nothing evokes lakeside living like a well-loved piece of wood furniture.

Continue the trend of organic materials by using natural fabrics such as cotton, linen and wool, paired with woven furniture and accessories, like rattan and bamboo. These are all casual and comfortable choices because they wear well and contribute to a relaxed vibe. Bonus: they are environmentally friendly options too.

### DESIGNER TIP

Details like tongue-and-groove panelling, shiplap, beadboard and wainscoting can create a relaxed atmosphere with the added bonus of durability. You'll thank yourself when wiping away those sticky ice-cream fingerprints with ease.

## LARGE FURNITURE

Large-scale furniture is inviting, which is exactly what the cottage vibe is all about. For instance, a big sectional sofa invites everyone to flop down and put their feet up. If you don't have room for a large sectional, consider adding small ottomans or poufs to welcome guests to kick back, relax and tune out for a while.



PHOTO: JASON HARTOG

## ACCESSORIES

Regardless of the style you've committed to for your space, remember that the design is all in the details. Something as simple as sunhats hanging on a wall can create a unique look that leaves a memorable impression. Funky fabrics, fresh greenery and bright, airy spaces help to bring the outdoors in.

### DESIGNER TIP

Looking for unique furniture finds, but on a budget? Shop garage sales, estate sales and second-hand stores for vintage treasures. They're a hot-spot for well-made pieces that can make a great style statement. Whether restored to its original glory or updated with modern upholstery and paint, you can bring new life to an old piece of furniture. From a bigger perspective, the more we can upcycle old furniture, the less our environmental impact.



PHOTO: MIKE CHAJECKI

Ultimately, the cottage vibe is all about being comfortable and welcoming company to feel at home. As they say, "mi casa es su casa," right? That sentiment is about the atmosphere, the food and drinks, and that free feeling that keeps you coming back and leaves you with good memories to last until next summer rolls around. You don't need a far-off retreat or 30-degree days to enjoy cool cottage style. **OH**



# clutter BUSTING

TIPS FROM A  
PROFESSIONAL  
STAGER ON  
ORGANIZING  
YOUR HOME  
BEFORE A SALE

STORY **CONNIE JESKE CRANE**

When you're living in your home, storage goals are simple. It's all about attractively corralling your family's shoes, homework, jackets and – ouch! – stray LEGO pieces. But when you're selling, says Kristyn Pereira, lead stylist and account manager for home staging company Well Dressed Home, there's a twist.

"We look at resale value, and all our recommendations are potentially to make the seller more money." When it comes to organizing your home before a sale, Kristyn says things become stylized and not terribly realistic. "Nobody actually lives like that so it's kind of creating this facade." You're striving, she says, to create clean, fresh spaces buyers can imagine themselves living in.

Decluttering and staging is a lot of work, Kristyn admits, but she says it can really pay off. "It all comes down to your photographs," she says. "Because when people are shopping they're scrolling through photos that their realtor sent them, or they're on realtor.ca. And when those photos stand out, that's the house they want to go and look at. You'll see that a staged house is going to get more showings because people get excited looking at this beautiful space."

**THE FOLLOWING ARE KRISTYN'S INDUSTRY-TESTED TIPS FOR GETTING YOUR HOUSE READY FOR THE MARKET.**



**WILSON SOLUTIONS:** Custom Closet

## DO A WALK-THROUGH

Moving is a good time to start purging and looking at what you really need and what you are actually using. With her clients, Kristyn likes to start by doing a walk-through of the entire house. "It's usually an hour-and-a-half to two hours and we go through every nook and cranny." She recommends looking at everything with fresh eyes to decide what needs reorganizing or purging to create that sublime first impression for buyers.

## DO A CLEAR-OUT

Cull, and once done, Kristyn recommends a couple options. You can neatly store excess belongings on-site. "If you have an unfinished basement, garage or storage room, as long as those spaces are fairly organized, then it's OK to load those spaces up."

Alternatively, if you live in a condo or have a lot of clutter, off-site storage can work too. Kristyn uses a company called Second Closet, which will pick up and store homeowners' belongings and return them after the sale.

## RESTYLE YOUR CLOSETS

With closets and cupboards, ensure they have some negative space. Kristyn says, "If the closets and cupboards are overflowing, buyers think, 'If you don't have enough space, then we're not going to have enough space.'"

## UPGRADE YOUR CLOTHES HANGERS

Weed out those skinny wire hangers from your closets – "They're very distracting to the eye," says Kristyn. For a beautiful, clean look, make sure your coat hangers are all matching. *Continued on page 44*

**IKEA:** Bumerang White Hangers



COMMERCIAL | RESIDENTIAL | COTTAGE




Visit our showroom at 2968 Lakefield Road.



For your in-home consultation  
please call

**705.748.3875**  
[www.lakeshorehd.ca](http://www.lakeshorehd.ca)

**Forest Hill**  
REAL ESTATE INC • BROKERAGE



We are both longtime cottagers on Lake Simcoe. Because of this we have a vested interest and we make it our business to know value, bylaws and environmental issues that could impact the purchase and sale of your property. We represent both Buyers and Sellers with a genuine enthusiasm...we love the lifestyle and our Lake Simcoe properties are more than just a summer home to us. *Service Is Our Specialty.*

**[www.sellinglakesimcoe.com](http://www.sellinglakesimcoe.com)**

Kelly Lazar, CGA, CPA  
Sales Representative

David Wagman  
Sales Representative | Managing Partner

Office: 416.488.2875  
Toll Free: 1.800.466.2218  
Direct: 416.930.0787  
[kellylazar@gmail.com](mailto:kellylazar@gmail.com)

Office: 416.488.2875  
Toll Free: 1.800.466.2218  
Direct: 416.414.0007





Bins and baskets are great for attractively organizing items on closet shelves and bookcases. Colour co-ordinate and even add labels to lend extra style, says Kristyn. "It gets people excited to see those types of things."



With kids' rooms, Kristyn suggests creating a dream and using a light hand with décor: "Sometimes we'll put a little stuffed animal on a bed or add a cute piece of art," she says, suggesting you can style bookshelves with items like piggy banks and a few books, and place cute toy storage bins on the floor.



Finally, unlike with your personal décor, when you're decluttering and staging for sale, Kristyn says you should stay away from anything too trendy when it comes to colours, furniture and styling. "Most of the time we want to be in the mainstream area because that's where most people are." **OH**

Remove clutter and keep surfaces clear in both of these important areas. For example, in the bathroom, Kristyn says, “With shampoos and conditioners it looks very messy to keep them in the shower itself – so we usually ask sellers to put them in a basket and store the basket in a cupboard.”



**SPEED +  
QUALITY =  
WOW**

- Friendly, Uniformed Painters
- Start and Finish On Time
- Exceptional Communication



**WOW 1 DAY PAINTING**

**SCHEDULE YOUR FREE, NO OBLIGATION ESTIMATE TODAY**  
**1-888-WOW-1DAY | WOW1DAY.COM**

## MID-ONTARIO APPLIANCE INSTALLATIONS

### The Appliance Installation Professionals

Gas & Electric Ranges  
Gas & Electric Cooktops  
Wall Ovens  
Microwaves  
Refrigerators with Icemakers  
Dishwashers  
Washing Machines  
Gas & Electric Dryers  
Range Hoods & Vents  
Ceiling Fans  
Garage Door Openers  
Lighting Fixtures  
Kitchen Back Splashes  
Down Drafts  
Nest Thermostats & Cameras

Dishwashers, ovens, freezers, refrigerators, washing machines and dryers can often require connections to your electrical, plumbing or natural gas system.

Let the pros at **Mid-Ontario Appliance Installations** take care of everything.

**We install all makes and models.  
Certified installers for Wolf,  
Sub Zero, Jennair, Fisher & Paykel.**

705-539-0026  
[applianceinstaller.ca](http://applianceinstaller.ca)

# Near North GROUP

CONCEPT • VISION • QUALITY

From concept to completion; if you haven't been blessed with the outdoor landscaping you deserve, contact us today to schedule your free personal consultation. We'll set you on the path to achieving the land escapes that you have always wanted!

[nearnorthgroup.com](http://nearnorthgroup.com)

705.456.9007 | 416.708.2246  
[nearnorth1@outlook.com](mailto:nearnorth1@outlook.com)



# FREEZE FRAME!

## ENHANCE YOUR HOME DÉCOR WITH THE PERFECT PHOTO

STORY **CHERYL LONG**

Song suite of photographs by Francesco Scavullo



They say that a picture is worth a thousand words but according to professional photographer Harold Feng, it can say so much more. Not only does a captivating image dress up a blank wall, but it can do double duty by bringing a feeling or sense of emotion to a space.

“Having and displaying photos lets you express yourself and your personality,” Harold says. Melissa Heaman, owner of Harbour Mill Design in Baden, Ontario, feels the same way. “Photography is a great way to display images of personal significance as well as evoke emotions and personal style.”

From special pieces of art to innovative sculptures and planters, there are so many ways to add interest to your walls. But few tell a story quite like a photograph. Whether you invest in professional imagery or choose to display some of your own photos, here are a few tips to make the most of this special medium.


### COLOUR OR BLACK AND WHITE?

It depends, Harold explains. Both are popular but if you’re hoping to evoke a more uplifting, cheerful ambience, colour is the way to go. Black and white images tend to create a more moody, mysterious feeling and work well on a white or grey wall. Walls painted a more dramatic hue are better balanced with colour images.

But that doesn’t mean you can’t mix both, Melissa says. “Combining black and white and colour photographs together is absolutely acceptable if the room’s design allows it. Where black and white can be timeless and classic, colour can complement other accents in the room’s décor.

### PLACES, PEOPLE OR THINGS

When it comes to subject matter, the sky’s the limit. Landscapes, architecture and people are photography mainstays, Melissa says, but today’s trends are focusing on images of barn animals and abstract photography using experimental photography methods. Still, she suggests choosing art based on personal interest over passing trends.



### MELISSA OFFERS SOME ADDITIONAL IDEAS FOR HANGING YOUR FAVOURITE PHOTOS:

- 📷 Pairings, groupings or grids for a more organized and traditional look. (She suggests using vintage frames to display modern photos.)
- 📷 Large scale, either on canvas, metal, wood or framed behind glass.
- 📷 Wire hung/gallery-style by dropping an image into the room from two wires above.
- 📷 Leaning on a picture ledge, dresser, shelf or tabletop is a great way to create an effortless look and easily switch pieces out.
- 📷 Mounted in front of millwork or shelves – a fun way to experiment with traditional style.

### PUTTING THEM ON DISPLAY

This is where the possibilities are truly endless, far beyond arranging frames on a table. Robin Boles, owner of Robin Interiors in Kitchener, Ontario, suggests creating a gallery wall-style grouping, designing a picture ledge or going with large-scale photos either framed or blown up on canvas. Spacing between multiple photos should be kept to a few inches, she recommends, and remember the rule of odd numbers. “Things on display usually look better in groups of three or five.”

There are several ways to replicate a gallery feel, though Harold says he prefers a balanced layout of black and white images hung next to each other along a wall. The hanging height is very important as well. “The museums and galleries have all photos at eye level,” and though that height can differ from person to person, the rule of thumb is 57 to 70 inches from the floor. If you’re hanging an image above furniture, leave a five- to eight-inch gap.



### MIXING MEDIUMS

There are no rules when it comes to placing a striking photo beside a beautiful watercolour or a unique wall sculpture. “I absolutely would display them together without really overthinking it,” Robin says. “Pay attention to repeating motifs – colours, shapes, sizes.”

Considering your room’s style and function is crucial, Melissa suggests, before choosing the subject matter, display method or size of photos.

Budget is also key and with today’s technology don’t be afraid to mix your own photographs with professional works of art to create a price-conscious, truly custom look.

If you want to add a sense of variety and another dimension of interest to your home décor, photography is a fantastic option. For those who want to invest beyond their own photographs, your best bet is to consult someone like Melissa, who is an art-educated designer, or an art dealer, gallery or professional photographer. **OH**







# Great Finds + DESIGN

PHOTOGRAPHY SANDY MACKAY

### THE PLACE

Years ago, on an extended trip to France, owner and principal designer Andrea McMullen found her calling in the world of architecture and design. Since 1991, Andrea’s company, **ADM Design Inc.**, has gathered an expert team of designers, stagers, tradespeople and a support staff to fulfill residential and commercial projects. All share her passion for creating beautiful spaces and applying an artistic approach to colour, texture and design while offering award-winning murals and renovations to private residences, vacation homes and commercial properties. Andrea was recently invited to open an exclusive interior design studio and retail store on the boardwalk at Friday Harbour. ADM’s head office, trade and retail showrooms are located in Newmarket.

### THE STYLE

Expect to be wowed by a fusion of unique, contemporary cleverness and quality. Clients are encouraged to contribute to the design process. ADM designers expand horizons by presenting unique, high-quality products. Winning client trust allows the ADM team to work their magic and present clients with an impressive big reveal that brings remarkable, lasting joy. ADM is known for fashioning unexpected solutions with intelligent interior design.



### FRIDAY HARBOUR

The Friday Harbour location offers one-stop interior design services to property owners on the resort and to vacation homes and residences in the surrounding areas of Big Bay Point and beyond. They offer full-scale interior décor with a skilled in-house construction crew to complete full renovation services or fast updates. ADM also provides real estate staging.



### PRODUCTS AND SERVICES

ADM offers interior design and renovation services, Canadian-made furnishings, cabinetry, hardware, lighting, wallpaper, window coverings, rugs, artwork and giftware. With new items arriving weekly, ADM’s full-time visual merchandiser and professional stager keeps the Friday Harbour location fresh and interesting.

### COMING SOON

Introducing Modloft! ADM Design has been selected to become the exclusive dealer of Modloft Furniture for GTA north and will be showcased at Friday Harbour. Stunning new outdoor furniture has arrived and, due to high demand, the design studio at Friday Harbour accommodates client meetings and presentations.



### SELECTING ART

Artwork plays a big role in every ADM project. By promoting local artists – upcoming or well-known – ADM shares community spirit. “Art has always been a part of my life,” says Andrea. “Far beyond adorning walls, I want to share the beauty and joy artwork brings to your soul.”



### WHAT’S HOT

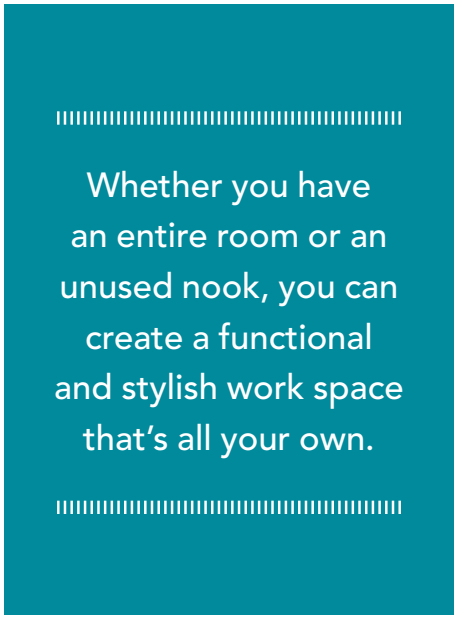
Renovating your house! With all the extra time at home during COVID-19 lockdowns, people are well aware of the condition of their bathrooms, flooring, kitchen cabinets and counters. Each renovation is purposefully planned to accommodate new furnishings and mattresses that are noticeably worn.



### Get There

295 Sunseeker Ave.,  
Friday Harbour, Innisfil  
705.294.1119  
admdesign.ca ON







# MULTI-PLANT HANGER

*A VERTICAL HANGER  
THAT MAKES IT EASY TO  
GROW HERBS OR DISPLAY  
FLOWERS.*

PROJECT **DAWN MCCONNELL**  
PHOTOGRAPHY **TARA CHATTELL**



- MATERIALS**

  - 3 round cork trivets
  - Paper for template
  - Heavy card stock
  - 1 spool of cord
  - 1 metal ring
  - 3 small plant pots
  - 3 flowering plants or herbs
- TOOLS**

  - Scissors
  - Pencil
  - Utility knife
  - Glue
  - Small drill bit
  - Drill



## HOW-TO

Start by creating a paper template to use for cutting and drilling your trivets. On a piece of paper, draw a circle 1 inch smaller in diameter than your trivet and cut it out. In the centre of your paper circle, draw another circle 1 inch smaller in diameter than the mouth of your plant pot and cut it out. Fold your paper template in half twice, then unfold. These fold lines will indicate where to drill the holes in your trivets.

Place your paper template in the centre of a cork trivet and trace around the smaller, inside circle. Cut out the circle using the utility knife. Repeat with the remaining two trivets.

Stack trivets and place your paper template on the centre of the top trivet. On the outer edge, using the fold lines as a guide, drill four evenly spaced holes in the trivets.

Next, make some extra circles out of heavy card stock, which will be glued to the bottom of each trivet for more stability. To do this, place your paper template onto your card stock and trace and cut three more circles. Glue these to the bottom of each trivet.



Now you're ready to attach your trivets with cord.

Cut 2 pieces of cord into 8 foot lengths, fold in half and loop through your metal ring, making a knot. Now you will have four strands hanging from the ring.

Thread the cord through the holes of the first trivet, then wrap the cord over the edge and thread through the holes again for adjustable stability.

Place the second trivet on the cord 12 inches from the first trivet and repeat threading. Do the same with the last trivet, leaving enough cord to tie a knot.

Adjust and level trivets. Apply glue into the holes to secure cords and let dry.

Gather the bottom cords, tie a knot and trim if desired.

Plant flowers or herbs in planters. Add planters to trivets and hang! **OH**



OUR inspiration  
becomes YOUR reality

Home Tours, Style Ideas,  
Recipes & DIYs

Follow OUR HOMES on Pinterest, Facebook  
and Instagram for the latest updates

celebrating life at home  
**ourhomes.ca**

**SIMCOE**  
LAWN & GARDEN SERVICES

**705.345.8523**

**RELIABLE SERVICE... QUALITY RESULTS**

SERVICES INCLUDE, BUT ARE NOT LIMITED TO:  
LAWN MAINTENANCE, GARDENING SERVICES, INSTALLING MULCH, TOPSOIL,  
RIVER ROCK & SOD, SEASONAL CLEAN UPS & SNOW REMOVAL.

**will@simcoelawnandgardenservices.com**  
**www.simcoelawnandgardenservices.ca**

**SIMCOE LAWN & GARDEN SERVICES IS FULLY INSURED & LICENSED**



## MASONRY IS PERMANENT.

You see a beautiful home, we see proper installation with a true craftsman's eye. With above code procedures, your masonry is secure and can breathe, ensuring it stands the test of time.

We are Coutts Masonry, we have been family owned and operated since 1999. We specialize in residential, custom and commercial masonry. Speak to the owner today about your masonry project.

Michael Coutts | **705-716-8969** | [couttsmasonryltd@gmail.com](mailto:couttsmasonryltd@gmail.com)

**CM**  
**COUTTS**  
MASONRY LTD.



# TECHNICAL ELEMENTS

STORY **KATHLEEN DUNCAN**  
PHOTOGRAPHY **SANDY MACKAY**



**TOP LEFT:** Olympic touches from the 1988 Calgary Olympics and the 2010 Vancouver games are displayed prominently in legendary figure skating coach Doug Leigh's new home. **LEFT:** In the great room, a light grey leather sectional from Aboda Decor is situated to enjoy the ever-changing waters of Kempenfelt Bay. **ABOVE:** A Stressless recliner is the ideal perch in front of large windows from Kempenfelt Windows & Doors that frame the view from the back of the home.



Doug Leigh

*IN BUILDING HIS NEW WATERVIEW HOME IN BARRIE'S SOUTH END, GLOBALLY ACCLAIMED FIGURE SKATING COACH **DOUG LEIGH** HAND-PICKED A GROUP OF HIGHLY SKILLED INNOVATORS TO FORM THE UNIFIED TEAM REQUIRED TO BRING HIS UNIQUE VISION TO LIFE.*

"I wanted to find the people with the passion to create what I was trying to achieve," he explains. "The experience I wanted to have, I wanted them to have it, too. Their fingerprints are all over this place."

Well known for bringing out the best in those dedicated to being the best, Doug and his **Mariposa School of Skating** have 20 world and Olympic medals to their credit since he started the school more than 40 years

ago. Now semi-retired, he admits it is still a rare day when he doesn't lace up his skates.

With the same patience, precision and practicality he brings to the ice, Doug set out to create an exceptional environment that went beyond bricks and mortar.

"On the coldest, darkest day of the year, I want this house to be full of energy," he says. "It is meant to be a chameleon and change with the season: a summer cottage, a winter chalet."

The open-concept 3,700 sq. ft. home has an elegant contemporary style.

To complete the timeless look, Doug worked closely with "wonderful" **Michael Miller**, head designer and sales consultant at **Aboda Decor**, a family-owned Barrie business celebrating its 20th anniversary. Aboda's 10,000 sq. ft. showroom features premiere Canadian-made furniture, artwork, lighting and accessories. *Continued on page 57*



**“I WANTED THE VIEW UNOBSTRUCTED, SO WE CHOSE A JENN-AIR COOKTOP WITH DOWNDRAFT SO WE CAN COOK AND SEE PEOPLE AND THE VIEW.” – Doug Leigh**



Engineered hardwood flooring extends into the kitchen and dining room. A built-in beverage bar is a step away from the dining area and outdoor deck.



**LEFT:** Perkinsfield Kitchen & Bath built the kitchen. The extensive cabinetry is painted Cloud Cover from Benjamin Moore. The walls throughout are Collingwood with Decorator's White on all trim. **BELOW:** This wall unit tucked behind the kitchen provides a bench and lots of storage for gear. **BOTTOM LEFT:** Designer Michael Miller selected the elegant and comfortable bar stools by Trica Furniture.



Although Doug researched for months, Miller helped lock in design, colours and decorating decisions. Doug says Michael is an excellent design professional. The two worked together on a previous project. “I was involved from the beginning, helping to simplify the whole process. That’s my job,” says Michael.

Michael also advised on furniture placement, which he says can be tricky when the pieces are floating in a space – like the Pinnacle leather sectional in the living room, the Stressless recliner and the glass-and-steel Trica dining room table. Accessories were chosen to complement Doug’s two Olympic torches (from 1988 and 2010) that are displayed in open cases flanking the entrance to the living room. “When they are downlit with LEDs at night, it’s beautiful,” says Michael.

Built with entertaining in mind, each floor features a visually dynamic wall of tilt-and-turn EuroWindows from **Kempfenfelt Windows & Doors** overlooking the bay. From the outside, the black frames contribute to an industrial modern exterior, enhanced by a stone and stucco facade co-created by **Pinnacle Rockscapes, Coutts Masonry** and **Genesis Creations**.

Inside, the windows match the **Benjamin Moore** Decorator’s White (from **Irvine Carpet One**) that **Bob’s Painting** applied to the **Barrie Trim and Moulding Inc.**’s finishings. Walls throughout are painted Collingwood. *Continued on page 59*



feature



**LEFT:** Doug can see his boat in the marina next door from the deck off the kitchen. **ABOVE:** There's a walk-out to the deck on the lower level. It's a few steps to the water. **BELOW:** The home is a showstopper in a prime location. Doug says it's "five minutes away" from work and play. The stone on the exterior was completed by Coutts Masonry.

**OPPOSITE, TOP LEFT:** Aboda Decor's in-house designer Michael Miller helped Doug plan and select all the finishing touches in the home. **TOP RIGHT:** Sports memorabilia lines the walls in the lower level. **BOTTOM:** More large windows provide a breathtaking view in the downstairs rec room.



More than 20 years ago, Doug discovered **Brent Langman** of **Advantage Homes**. His artistry came to mind for this project. The custom builder possessed the passion, professionalism and expertise Doug was looking for.

**Claire Shortt** of **Claire Shortt Custom Home Designs** drew up plans to ensure every centimetre of the three storeys was maximized. Leigh's son Dustin joined the design meetings. Together, they applied the philosophy of organic architecture, orchestrating an internal harmony that extended seamlessly to the outdoor spaces. The physical and emotional well-being of residents and guests is clearly paramount throughout.

A custom four-person (with luggage) Lucanus Corporation elevator ensures accommodation without sacrificing beauty. The elevator's Preverco maple hardwood from **Grand Floors** provides continuity underfoot from the main and upper levels, while a house phone and industrial handrails create confidence. Matching premium vinyl planking in the lower-level games room, which designer Michael calls indestructible, continues the flow while encouraging engagement with the walk-out to a hot tub patio and the docks and beach beyond.

*Continued on page 60*





feature



The gravity-defying floating staircase crafted by Orillia's **Creative Design Stairs & Railing** leads up to a lavish master suite boasting a fireplace from **Napoleon Home Comfort**, private balcony and coffee bar. Twin walk-in closets and en suites meet in an oversize shower with **Bathworks'** fixtures installed by **Custom Plumbing**. **Aquamart** provided water softening and reverse osmosis systems.

To optimize comfort, heated flooring and a zone-based temperature system are controlled by remote access, engaging the gas furnace and boiler set up by **B & R Heating & Cooling**. Electrical expertise, including the car plugs in the fully-finished four-car garage, was contributed by **Leigh Technical Solutions** (led by Doug's brother Don).

"It looks like a spaceship," Doug says of his mechanical room. "It's the energy heartbeat of the home." *Continued on page 62*

**TOP LEFT:** A nook at the top of the stairs is a great place to relax and enjoy the view. **TOP RIGHT:** The custom glass staircase by Creative Design Stairs & Railing off the front entrance adds a contemporary vibe to the home. **LEFT:** There's a handy built-in beverage bar in the master bedroom.

*Design it Your Way!*

**Michael Miller - Interior Decorator**

Over 30 Years Experience

Free In-Home Consultation

We Offer Quality, Canadian Furniture

Customize the Style, Colour & Configuration

We have a 10,000 Square Foot Showroom



705.735.1825 [www.abodadecor.com](http://www.abodadecor.com)

31 Commerce Park Drive, Barrie

**ABODA DECOR**



**CREATIVE DESIGN**  
**Stairs & Railing Inc.**

1.877.418.1155 | 705.325.1155

851 West Ridge Blvd., Orillia ON

info@cdsr.ca | [www.cdsr.ca](http://www.cdsr.ca)

f g+ p h i



*Taking You to the Next Level...*

From simple straight, to custom curved stairs. Winders, open-risers, and even structural, steel centre stringer stairs.

We offer our quality crafted staircases in virtually any species of wood. We also offer a variety of other products including:

Permabois Hardwood Flooring | Fireplace Mantels/Shelves | False Beams/Post Wraps | Interior/Exterior Ghostwood Siding





Imagine waking up to this view every day. The master suite upstairs has a quiet place for Doug to work from home. **BELOW:** The en suite is smartly designed with a centre shower with a walkthrough on each side to separate his-and-her bathrooms.



**Home Décor Solutions:**

Interior Decorating | Colour Consultations | Installation  
Hardwood | Ceramic | Carpet | Laminate | Vinyl  
Benjamin Moore Paints | Hunter Douglas Window Fashions | Wall Coverings



Doug can most often be found in the kitchen. The shaker and glass-fronted cabinetry is by **Perkinsfield Kitchen & Bath Inc.** Its Benjamin Moore Cloud Cover colour coordinates with the Cloudburst Concrete Caesarstone-topped island from **Maria Dus** of **Artistic Stone Design.**

The kitchen was a big factor. Doug loves to cook and Sunday dinners are really important. “I wanted the view unobstructed, so we chose a Jenn-Air cooktop with downdraft so we can cook and see people and the view.”

Doug is thrilled with the project and the process. From the beginning when **Rudy Mak Surveying** and excavator **Phil Favero Construction** were preparing the lot, to the final installation of the double Garaga garage door and Chubb security system, it was a team effort.

“Everything went well,” Doug concludes. “It was fun. We had a lot of time and there was no pressure. The only thing I forgot was the doorbell.” **OH**

**HunterDouglas**

  
**Benjamin Moore®**  
Paint like no other.™

 **IRVINE**  
**CARPET ONE® FLOOR & HOME**

514 Bayfield St. Barrie ON 705.728.5566 · 494 Veterans Dr. Barrie ON 705.728.5567  
irvinecarpetone.com



PHOTOGRAPHY **SANDY MACKAY**

# HOUSE-BOUND

WITH MORE TIME AT HOME, NOW IS THE TIME TO CALL IN THE EXPERTS.



## AT HOME

**Neighbourhood:** Southeast end of Barrie. **Describe Your Backyard:** A slice of heavenly country nestled perfectly in the city. **Favourite Summer Meal:** My homemade barbequed burgers. **In Your Free Time:** Proud sponsor of 244 Maxxed Up Racing Team. You'll find me on the track supporting my son and daughter while they race dirt bikes and snowmobiles across all of Central East Ontario.

## JAKE MAXEY

JAKE'S LANDSCAPING & EXCAVATING LTD.

When it comes to outdoor spaces, we do it all – from residential hardscapes to commercial property maintenance. We are local, homegrown and family-run. Canadian summers are short and we'll make sure you enjoy it in your beautiful outdoor space.

## AT WORK

**Specialty:** Helping our customers create a space that inspires them and their family to get outside. **Biggest Machine:** CASE 621 loader. **Favourite Tool:** CASE TR340 skid steer. **In-Demand Service:** Hardscapes.

## SANDRA AT HOME

**Neighbourhood:** I love living and working in Simcoe County. There is so much beauty. As a wife, mother and grandmother, it provides some much-needed family time when trying to balance a business and family. **Favourite Room:** My living room is where my family gathers – playing games, talking or just relaxing. **Wall Colours:** The living room has a tall feature wall in Benjamin Moore's Adriatic Sea. The other walls are Sherwin-Williams Moderne White. **Latest Purchase:** I just purchased a 2019 Dodge Ram.

## SANDRA CHALLENGER, OWNER PAUL KAY, MIKE MCPHERSON & ANDREW WILSON

WOW 1 Day Painting

We deliver the paint quality you expect in a timeline that's unexpected, and all with no hassle on your end. We align with your expectations to transform your space with the professional results you deserve.



## AT WORK

**How You Start Your Day:** It starts with a huddle with my crews to send them off to their sites on a positive note. We discuss the day's projects, upcoming projects as well as safety, great news and any needs. **Best Trick Of The Trade:** Hiring happy, hardworking skilled individuals who work together as a team and care about our customers.

**ESSENTIAL TOOLS:** Strategic planning is our best tool. It allows us to go into a space with a plan to execute production with maximum efficiency and little disruption to our customers.





**DOUGLAS MOODY**

Mid-Ontario Appliance Installations

We install all makes and models of appliances. We are also the certified factory installer for Wolf, Sub-Zero, Jenn-Air and Fisher & Paykel appliances.

**AT WORK**

**What's New:** We are the only company in Ontario that utilizes a wall-oven lift, which can lift up to triple ovens for installation into cabinets. **Top Service:** Although we install appliances, range hoods and dishwashers, over-the-range microwave ovens are the largest part of our business.

**TRENDS:**  
*Larger, more sophisticated appliances and built-in appliances.*

**AT HOME**

**On The Grill:** Rack of lamb. **Staycation Plans:** Take motorhome to the Cabot Trail late August instead of the planned trip to the Dakotas.

**JULIE KING & JUDY SALNEK**

Salnek's Custom Window Treatments

Salnek's Custom Window Treatments brings years of experience right to your home. Our design professionals are trained to determine the products and designs that are perfect for your home. We feature a very wide variety of quality products to satisfy almost any budget. Whether you need custom blinds, shutters, drapery, wall coverings or hardware, we have it all.

**JULIE AT HOME**

**Summer Cocktail:** Peach rose sangria. **Lazy Day Plans:** Having a good nap. **Binge-Watching:** HGTV. **Thankful For:** My family, friends and co-workers.

**JUDY AT HOME**

**Easy Summer Dinner:** Halloumi Salad. **Staycation Plans:** We plan to enjoy our backyard with friends and family. **Can't Wait To:** Get back to New York to see our daughter! **Thankful For:** My opportunity to work and my amazing family. They are so resilient and we are very proud of them.

**AT WORK**

**Newest Product:**

Advancements in technology, including all shades, blinds and shutters. **In-Demand:** In the shades category, anything that is motorized. Clients want their own unique style so we customize their window coverings to fit their needs. **Back In Style:** Wallpaper.

**Budget-Friendly:** Our great pricing applies to most budgets.







## ERIN MASK & WILL SPEAR

Simcoe Lawn and Garden Services

We are a locally owned and operated business with more than 10 years of experience in our field. Lawn maintenance and gardening has been a passion of ours since day one. We are proud to be serving Simcoe North.

### AT WORK

**Specialty:** Residential and commercial grass cutting and gardening services. **Best Time To Overseed:** Spring and fall, preferably before a light rain. **Natural, Black Or Red Mulch:** Black mulch.

### AT HOME

**Neighbourhood:** By the lake. **Backyard Style:** Condominium, front yard only. **What's On The Grill:** Streaks from a local supplier, potatoes and homegrown green beans. **Staycation Plans:** Spending time on the water fishing.

**FAVOURITE TOOL:** All of them. They all have their purpose.



### AT HOME

**Neighbourhood:**

Downtown Barrie. **Favourite**

**Space:** My backyard patio.

**How You Spend Your Free Time:**

Gardening and working at the

cottage. **Favourite Summer**

**Meal:** Barbecue chicken and potato salad.

## JAMES BAZELY

OWNER & PRESIDENT

Gregor Homes

When you choose Gregor Homes for your custom home, renovation or addition you're in good company. As a family owned and operated, environmentally responsible local builder, families have been coming to Gregor Homes for our outstanding quality, value and innovative designs for more than 35 years. As a full-service business, we take care of our clients, from the initial consultation and design process – with our engineers, architects and local designers – to the personal home selections that make a house a home.

### AT WORK

**Latest Project:**

Secondary suite addition.

**Coming Soon:** A new cottage

in Tiny Township. **Every**

**Home Should Have:**

Outdoor living space.

**SPECIALTY:**  
Custom homes and additions. OH

SEE OUR DIRECTORY FOR ALL CONTACT INFORMATION.



double take



# BOLD & botanical

RECREATE THIS LOOK IN YOUR OWN HOME.

PHOTO: JASON HARTOG

- 1. **A-STREET PRINTS:** Hoppet Folk Black Scandinavian Wallpaper & Shiloh Navy Botanical Wallpaper
- 2. **SUNPAN:** Hanna Lounge Chair in Giotto Olive
- 3. **RENWIL:** Aspen Accent Table
- 4. **IKEA:** Aläng Floor Lamp
- 5. **TAPIS RUGS & CARPET:** Oxford Ribbed Rug
- 6. **KAVUUS:** Finley Sofa in Tusk White
- 7. **CRATE & BARREL:** Astrid Pillow
- 8. **STRUCTUBE:** Grayson Walnut Veneer Coffee Table

6



7



8




1



2



3



4



5



With Hunter Douglas, the possibilities are endless.

HunterDouglas



\*Featured: Energy Efficient Sonnette Cellular Roller Shades

**BLAIR**  
Interiors & Window Fashions

Celebrating Over  
30 Years in Business!

Find us online at:  
[www.blairinteriors.com](http://www.blairinteriors.com)  
[www.shopmidland.com/blair](http://www.shopmidland.com/blair)  
f @blairinteriors i #blairinteriors

Blair Interiors & Window Fashions  
305 King Street Midland  
705.526.0500

## OAKLEA HOMES INC.

CUSTOM HOME BUILDER & RENOVATION SPECIALISTS  
IN SIMCOE & MUSKOKA

OAKLEA



HOMES INC.



(705) 812-3261

WWW.OAKLEAHOMES.CA



# Country IN THE CITY

STORY **M. CAROLYN BLACK**  
PHOTOGRAPHY **SANDY MACKAY**

Mike and Bonnie greet the day on the porch of their Midhurst home. **OPPOSITE:** The picturesque home is tucked away on a large private property. The eyebrow dormer adds a charming touch to the home.

***EIGHT YEARS AGO, BONNIE BRYAN DISCOVERED A HIDDEN GEM TUCKED AWAY ON A DEAD END STREET IN MIDHURST.***

“My husband found this house and showed me the pictures and I said, ‘That’s my dream house, but I’d never move out of Midhurst,’ and then he showed me the address. I’ve lived here for years and had never seen this house.” It was the private setting that they both loved. *Continued on page 75*





Bonnie's kitchen is both beautiful and ultra-organized with a sink nook and window view.



Built-in cabinetry with a bench offers extra storage in the mudroom. **RIGHT:** A hand-forged iron drum chandelier from Northern Iron hangs over the breakfast table off the kitchen. **BELOW:** Bonnie's custom modern farmhouse kitchen is fully equipped with double wall ovens, a large island and ample storage.



The traditional style and generous size of the house and the property – 5,000 square feet on nearly an acre of land – meant lots of room for family and friends. “To be honest, we are looking forward to grandchildren in the future and wanted a big open space with room for everyone to be together,” says Bonnie.

While the style and location were perfect, Bonnie and husband Mike Atkinson knew the home needed some cosmetic lifts and updates to fit their lifestyle. Bonnie, a talented do-it-yourselfer with an eye for design, has added new trim, mouldings and some floors herself. Last year, they decided it was time to bring in professionals to do the entire main floor at once.

They hired **Caroline Harrison** of **Caroline Harrison Designs**, who helped the couple realize their goal of an open-concept, family-friendly home. The entire renovation on the 22-year-old home took 12 weeks. *Continued on page 77*







**LEFT:** The living room at the back of the house is part of the open-concept main floor, which was fully renovated to include windows everywhere. Light pours into every room on a sunny day. **BELOW:** Bonnie and Mike's dog Lily has the run of the house. **BOTTOM LEFT:** Leafy wallpaper and a large geometric mirror make a statement in this pretty powder room. Bonnie completed all the raised wall panelling herself. **BOTTOM RIGHT:** A music room is a lovely addition to the home.



Bonnie says the original kitchen was pretty good, but lacked storage. For Bonnie, who is uber-organized, this was a challenge she couldn't resist and one she had total control over. She didn't like the messiness of open cabinets under the sink so she had drawers installed that hold spices and cooking essentials. Paper towels are dispensed from a clever drawer below the counter that, when pulled all the way out, also stores food wrap. Their dog Lily has her own feeding and water station beside the kitchen in a space that doubles as storage for cleaning supplies, mops and vacuums. Lily also has her own cosy nook built into the cabinetry beside the fireplace in the great room. Fireplace stone from **Mason's Masonry Supply Ltd.** All the cabinets are by **Absolute Cabinets.** **Desert Tile** supplied and installed the backsplash, the Cambria quartz counters came from **Elegant Solutions** and the windows are from **DeCola Windows & Doors.**



Bonnie just loves her hand-forged light fixtures from **Northern Iron.** "We were introduced to Northern Iron by Caroline and we really like that they are a local family business. We were blown away by their showroom and **Sonya Barbosa** is amazing and so knowledgeable and helpful in choosing the right fixtures and sizes. We absolutely fell in love with everything they have and are always trying to figure out how to incorporate more of their lighting around our home." Bonnie adds that, in keeping with their traditional tastes, she finds wrought iron timeless and says that details like the right lighting can take a room to the next level.

*Continued on page 80*



A hand-forged iron globe-shaped chandelier, also from Northern Iron, hangs in the vestibule. The stairs off the entrance capture the country charm and spacious layout of the home. **ABOVE:** The dining room showcases another unique hand-forged iron chandelier. White drapes on black iron rods complete the elegant look in this spacious room.





**RIGHT:** The views from the master bedroom make mornings a delight in this beautifully decorated room. **BELOW LEFT:** The en suite has dark cabinetry and a black stone top. **BELOW RIGHT:** The laundry room upstairs is designed around the roofline.



**BONNIE HAS SEVERAL RECOMMENDATIONS FOR THOSE CONSIDERING A RENOVATION:**

1. Take your time to make lists and gather ideas. Different things are important to different people and all ideas won't necessarily work in every home.
2. Know where to budget and where to spend your money; things like quality cabinets look great and last for years.
3. Watch renovation shows, read magazines and use design apps.
4. Find a great designer with proven trades and business connections who can work with your ideas and tweak them into great results.

*Continued on page 80*

**Dwellings**  
rustic & refined

705.730.7878  
dwellingsdecor.ca  
2101 Horseshoe Valley Rd. W., Craighurst, ON



**READY PINE**

Prefinished T&G Pine for Ceilings and Walls

Ship Lap V-Match

Available at Your Local Building Supply Centre

519-669-8830  
www.readypine.com

Follow us for creative inspiration on Facebook and Instagram

**Advertise With Us**

Give your business the benefit of premium exposure and connect, like never before, to our extensive targeted readership!

**Suzanne Strong**  
705.446.4877  
suzanne.strong@ourhomes.ca

**Glenda Wiedeman**  
705.446.4997  
glenda.wiedeman@ourhomes.ca

**ROAD READIE PAVING**

**ASPHALT • CONCRETE**  
**RESIDENTIAL • COMMERCIAL • INDUSTRIAL**

**www.roadreadiepaving.com**  
**705.719.0074 • 1.855.607.PAVE**



feature



**LEFT:** The back of the home evokes an old farmhouse from days gone by. The property is surrounded by environmentally protected lands. **TOP LEFT:** There's easy breezy living outside with a pergola, cabana, bar and abundant seating. **ABOVE:** A backyard porch swing under the pergola adds to the country vibe. **BELOW:** The bar is open all summer long.



Renovations outside include a new stone staircase leading from an upper deck to the slate patio, complete with a pergola, cabana and bar. The wide-open space is ideal. "We would never want to put up a fence because we love seeing the deer and other wildlife in the yard. It's all environmentally protected with trees

and trails behind and it almost feels like an old farmhouse built long ago in the middle of nowhere." Bonnie says, "We feel very fortunate to be living in our dream home in a great community and look forward to the years ahead, making memories with our family." **OH**



# YOUR STORE FOR ALL SEASONS

GRILLS | FIREPLACES | AIR CONDITIONING | FURNACES | 24 HR SERVICE



**NAPOLEON**  
Home  Comfort

24 Napoleon Road, Hwy 11 & 93 Barrie  
Mon - Fri 8:30am - 5pm, Sat 9am - 6pm, Sun 11am - 5pm  
705.721.1214  
napoleonhomecomfort.ca  
Store hours may vary, please call or visit our website for the most accurate information.





## ECOREFINISHERS – LOVE YOUR KITCHEN AGAIN!

We are a family-owned local business proudly serving this area since 2006. Over the years, **EcoRefinishers** has committed diligently to finding products and developing processes that they could advocate confidently with a view to protect the environment and your health as well as ensure durability.

Zack and Rachel have surrounded themselves with a talented team who share the company's vision of being innovators and the best at what they do.

We strive to ensure skilled quality refinishing, standing behind our convictions of fairness, stewardship and professionalism. We will transform your kitchen while salvaging the existing units and doors. Our EcoRefinishers team can save you up to 80% by renewing – and just think of the waste you're preventing from being dumped into the landfill! Everything is thoroughly prepped and we spray our finishes with only high quality, water-borne lacquers with low or no VOCs.

Our professional spray system gives a lasting, elegant quality to your cabinetry while ensuring an eco-friendly environment for you and your family. Refinish your kitchen cabinets with us and we will do our ultimate best to give you the kitchen you've been waiting for!  
**218 Centennial Dr, Midland**  
**705.345.6102**  
**sales@ecorefinishers.com**  
**ecorefinishers.com**  
*(Please see ad on pg 23)*



## CREATIVE DESIGN STAIRS & RAILING INC.

We are a family owned and operated custom stairs and railing company. **With over 30 years of experience, and two generations, we pride ourselves on our superior quality, and exceptional service.**

**We specialize in manufacturing and installing guaranteed quality custom stairs and railings.**

**We can design any style that you would like**, from simple straight, to custom curved stairs. Winders, open-risers, and even structural centre stringer stairs. We offer our quality crafted staircases in virtually any species of wood. Domestic to exotic, soft and hardwoods, of only the most premium quality delivered to us from North America's leading distributors of forestry products.

**But that's not all...**

We are one of many official dealers for **Ghostwood Rustic Siding** and also offer a wide variety of **Canadian Hand-made Hardwood Flooring by Permabois**.

Upgrade your stair and/or railing project with our new distressed technique. The result is a time-worn appearance instantly!

Let our expertise and top quality craftsmanship help you achieve the look you've always wanted for your new or newly-renovated home or cottage.  
**851 West Ridge Blvd, Orillia | 705.325.1155**  
**1.877.418.1155**  
**info@cdsr.ca | cdsr.ca**  
*(Please see ad on pg 61)*



## A.N.T. HOMES

Wayne Ezekiel, President of **A.N.T. Homes**, has been making custom home dreams come true across Simcoe County and beyond for 25-plus years.

"We've developed strong communication systems to ensure our homeowners know exactly what to expect and when to expect it," says the Taron-registered builder, who uses web-based software that also allows his team to plan with precision. "It's important for everyone to see the ship sailing out of the harbour."

From his Innisfil head office, Wayne has assembled a talented team of architects, engineers, site supervisors, building trades and other specialists. Many have been with him since the beginning.

"Great relationships mean the focus can remain on the homeowners – before, during and after their home is built."

This team approach has served everyone well during the current pandemic when access to work sites is limited to one trade at a time, with meticulous sanitation protocols in between.

"I miss the in-person camaraderie of walking homeowners through a busy, noisy work-in-progress, and helping them see their dreams coming to life," Wayne admits. "Until that can resume, technology helps the fun and excitement continue in safety."

Details of all communities and projects in development can be found at **ANTHomes.ca**.  
**705.431.2268 | anthomes.ca**  
*(Please see ad on pg 17)*



## SALNEK'S CUSTOM WINDOW TREATMENTS – WHERE GREAT ROOMS BEGIN!

At **Salnek's Custom Window Treatments** we feature a wide variety of quality products suitable to satisfy your budget: custom blinds, shutters, drapery and automation.

Whether you're building a new home or looking to freshen up your current one, you can trust Salnek's with your window covering investments.

**WORKING TOGETHER:**

We pride ourselves on working with you to accomplish your design vision. We'll discuss the specifics of your project and make preliminary design suggestions.

**A VISION:**

After our initial consultation, we will create a design vision that reflects your style and achieve the look you desire whether it is traditional, transitional or contemporary. At Salnek's we've been designing window treatments for over 30 years.

Visit our showroom to see our new automation gallery: it will open your mind to new possibilities.

**Call to schedule a consultation today: 705.737.4200**  
**34 Cedar Pointe Dr, Barrie**  
**salnek.ca**  
*(Please see ad on pg 9)*



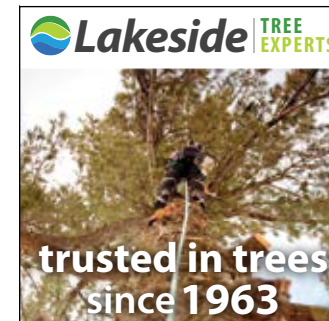
## LAKE SHORE DESIGNS

Our specialty is not in what we design, but the style in which we design it. Whether a residential design, commercial project, hospitality design, show home or destination project, **Lakeshore Designs** ensures your expectations are not only met but exceeded.

Our spectacular showroom showcases all our design business has to offer. The retail space exhibits North American and International furniture, home décor and accessories. The showroom highlights intriguing vignettes that show various rooms, kitchen and bathroom displays. We provide you with a comfortable, friendly atmosphere where you can discuss your needs for your home, new build, commercial project, renovation, or furniture purchase. We source our furniture from numerous suppliers or have pieces custom designed and fabricated.

We offer a range of services, starting with in-home or virtual design consult – we assist clients in space planning, electrical plans, kitchen and bath design and selection, interior selections and decorating, exterior design as well as home staging and event and holiday decorating.

We work with clients of all project sizes – from full turnkey projects to a set of new bedding, no job is too big or too small. With 16 years in interior design and the construction industry, our experienced team will help your vision become a 'Reflection of You'. **Visit our showroom and design centre at 2968 Lakefield Rd or reach us at 705.748.3875 or lakeshorehd.ca**  
*(Please see ad on pg 43)*



## LAKESIDE TREE EXPERTS

**Lakeside Tree Experts** has been servicing residential and commercial customers in Central Ontario since 1963. We are a small company with a personal touch. We have a long-standing relationship with our customers and their properties, returning year after year to assess and provide the needed service for their trees. We take pride in the quality of service we provide. We are proud to provide the most professional crews, up-to-date equipment and a proven customer service record.

Our hardworking staff are professionals in the field, representing our business and their trade as ministry licensed and ISA (International Society of Arboriculture) Certified Arborists. We also have crews certified through IHSA and ESUA to work in proximity to live hydro lines for trimming and removal. For your peace of mind and protection we are fully insured with a commercial liability policy, and all our workers are protected by WSIB.

As a member of the International Society of Arboriculture we are always educating ourselves with the latest information regarding our industry, and the most effective tree care procedures so we can provide you with the best service possible.  
**lakesidetree.ca**  
**705.722.4800**  
*(Please see ad on pg 27)*



## KEMPENFELT WINDOWS & DOORS

Voted the #1 Favourite Window & Door Company in Barrie for 21 years running, **Kempenfelt Windows & Doors** provides customers with leading products and exceptional service at a competitive price. What started as a simple vision over 25 years ago is now what defines Kempenfelt Windows & Doors as the Premiere Window & Door Company in Simcoe County.

Choosing your windows and doors is one of the most important decisions you will make as a homeowner. At Kempenfelt Windows & Doors, we provide our customers with a comprehensive list of services, from free estimates to custom installation. Our skilled team of professionals will work with you to determine your unique requirements, providing guidance every step of the way. Although we install windows, doors and garage doors of exceptional quality, that doesn't mean they come with a high price tag. We ensure you get the best product possible for the best price possible, every day!

Experience the difference, contact Kempenfelt Windows & Doors to arrange your FREE, no-obligation estimate NOW! Individual in-home estimates and private showroom visits are available, all at your convenience.  
**92 Commerce Park Dr, Barrie**  
**705.737.1554**  
**kempenfeltwindows.com**  
*(Please see ad on pg 4)*



## KIRK WORTH CONSTRUCTION

**Kirkworth Construction** is a small "hands-on" team working throughout Simcoe County and Muskoka. Bringing a well-balanced skill set allows us to tackle a diverse range of projects. We'll provide quality work and proudly manage all plans and execution within your timeline and budget.

While the local real estate market has recently boomed, many of our clients have chosen to reinvest their hard-earned equity in what they already know is their "forever-home". Our clients have trusted us with their renovations, expansion and upgrade projects, should that be a kitchen, basement, deck, or other finer finishes. From coffered ceilings to professionally installed real wood siding, our experience with custom built homes can bring these impressive design elements to your home, making it as unique as you are, at a cost you'll be pleasantly surprised with!

Should there be any components of your project that aren't our true specialty, we'll be sure to only recommend the region's best tradespeople to assist us with completion.

Construction and renovation projects can be disruptive, time consuming, and stressful. Let our experience and expertise put you at ease, allowing you to focus on your family, work, and other priorities.  
**705.818.7900**  
**austin@kirkworthconstruction.ca**  
**kirkworthconstruction.ca**  
*(Please see ad on pg 87)*



# SOAKING UP SUN



STORY **PHYLLIS LUI**  
**AND ALEEM KASSAM**



PHOTO: PROVOKE STUDIOS

Summer’s sun-soaked mornings, long evenings and warm temperatures are a golden opportunity to maximize your home’s square footage. Consider how much of your property’s space goes unused during long Canadian winters – balconies and patios, front, back and side yards, pool areas, barbecue hot spots, cabanas and secret siesta hideaways. Summer is prime time to discover the full potential of your great outdoors. Expand your living space beyond its four walls, and live larger than you thought possible – without ever leaving the comfort of home.

**HERE ARE SOME OF OUR FAVOURITE TRIED-AND-TRUE DESIGNER TIPS FOR AN OUTDOOR LIVING AREA TO RIVAL ANY INTERIOR.**

## AL FRESCO ROOMS

When addressing your outdoor living area, whether it’s a patio, balcony or sprawling backyard, always consider your outdoor living area as an extension of your interiors. Assess al fresco rooms in a manner that respects the interior aesthetic and bridges the gap between indoors and out.

Consider your outdoor living space an oasis, an escape, and an opportunity to fulfill functions and aesthetic approaches that may not be possible year-round in your home.

Create some pops and wow factors, where possible.

The next step is to determine the biggest and most important function of your outdoor area. Is it for cooking, dining, lounging or entertaining? This will inform the layout of the space. In some cases, such as a balcony setting, consider seating and lounging as the main outdoor function. For larger patios, you may wish to expand to cooking and dining opportunities. Regardless of the size or scope of the design, always start with the largest function and work from the ground up.

*Continued on page 86*



## Why Interrupt The View?

FRAMELESS  
**CLEARRAIL**  
GLASS RAILING

### For Those Who Love Undisturbed Natural Beauty.

Sophisticated, modern and minimal. **CLEARRAIL** is the perfect alternative to traditional railing, allowing you to enjoy your environment. Delight in the beauty of the natural world without the intrusion of traditional wooden or metal railing. Constructed from premium quality 1/2” (12mm) clear tempered glass and stainless-steel hardware, **CLEARRAIL** can provide safety, security, controlled access, and wind-protection while at the same time allowing you an unhindered view of the world around you.

Undisturbed. Natural. Beautiful.  
[www.clearrail.ca](http://www.clearrail.ca) • 1-705-835-3450 • Orillia





outdoor living

SMALL BUT SWEET

Condos and townhomes require a special touch, thanks to their small size and often urban locale. A favourite trick is using artificial grass or turf. This is an easy and low-maintenance way to bring some greenery into an otherwise drab space.

Whether you prefer the hands-off appeal of artificial greens or you like the real deal, always try to incorporate some greenery into the design. Combine a variety of pots and planters with lush greenery and plants. Great designs often feature a combination of solutions, such as artificial hedges to create privacy screening, while mixing in potted herbs that are not only beautiful, but delicious too.

DESIGNER FIND

Interlocking wood tiles for balcony and patio floors are also a great way to get that deck feeling, covering what may be unsightly, original flooring, but helping with drainage as well.

For small condo balconies, try to source dual-purpose pieces. For instance, an outdoor chair with an ottoman can be placed together to create a lounger, or pulled apart for additional seating. Remember: Flexibility is key.



Don't be afraid to treat your outdoor areas as you would your indoor living room. This can be achieved with the wide array of "in-out" accessories and furnishings available on the market, from outdoor-rated plush cushions and rugs, to candles, lanterns and art.



COLOUR SCHEME

When selecting your style and colour scheme, your outdoor living areas should echo your interiors, but don't be afraid to take it a little further. If you're limited to neutrals in your interiors, consider punching up the exterior with a splash of colour.

In most cases, vibrant and fresh colours will adapt best to the outdoors. We love citrusy oranges, lime greens, golden yellows or ocean-inspired aquas – all colours found in nature, which is the ultimate designer muse.

ON TREND

This summer a continuing trend will be the addition of fire features into outdoor living areas, which take you from day to night whether cosied up by yourself, with family or your closest friends. A multitude of styles are available, but the most functional ones incorporate a panelled top surface, which lets you go from firepit to coffee table on demand.

Always take a balanced approach when designing a home from the inside to the outside. It has to have harmony and flow, but don't be afraid to experiment and be bold. Not only will you maximize your space outdoors, you'll make the most of your time spent there, too. OH

LIFE OUTDOORS STUNNING POOLS, PATIOS, HOT TUBS & OUTDOOR FURNITURE

GUARANTEED NEVER TO ROT, CRACK OR SPLINT.



Our outdoor furniture is made from up to 100% recycled plastic which diverts millions of pounds of plastic that would have been destined for a landfill or ocean. 7/8" thick material with solid colour throughout and a woodgrain finish. Our furniture is heavy, durable and can withstand all weather conditions.



705.733.9119 • 1027 Bayfield St. North, Barrie • [www.barrieleisurescapes.com](http://www.barrieleisurescapes.com)

HOME ADDITIONS & RENOVATIONS

A Reputation Built on High Quality Craftsmanship & Proven Reliability



705.818.7900  
[austin@kirkworthconstruction.ca](mailto:austin@kirkworthconstruction.ca) | [www.kirkworthconstruction.ca](http://www.kirkworthconstruction.ca)









# INDOOR gardening

STORY **CONNIE JESKE CRANE**  
PHOTOGRAPHY **TERRA GREENHOUSES**  
AND **PLANT COLLECTIVE**

## 4 TRENDY WAYS TO EMBRACE PLANT PARENTING

If there’s one thing that energizes homeowners today and adds a final flourish to modern interiors, it’s the humble houseplant.

In Milton, Phil DiFlorio, store manager of TERRA Greenhouses’ Milton Garden Centre confirms this plant parenting trend is a real thing in Ontario. “Houseplants in general really have had a big resurgence, which is great to see,” he says, adding it seems to be an all-ages obsession. “We’re seeing such a range of general age groups that are purchasing again. It really is quite diverse.”

Why all this love? Besides their visual pop and nod to a natural, eco-minded aesthetic, the documented benefits plant lovers see extend to the psychological. Did you know that tending potted plants can actually enhance our sense of well-being?

For enthusiasts and those looking to embrace plant parenting in a bigger way, here’s a look at some standout trends for 2020.



Succulent Arrangements

### FUN FACT

Besides green, you can find succulents in all colours of the rainbow – from pink, red, purple and orange to yellow and blue.

### SUCCULENTS

If you thought succulents have had their day, think again. “The succulent trend is still very much alive and very strong,” says Phil. “Just when we think it might begin to slow down a little bit, it just keeps going. I think the big part with that is the low care and smaller sizes as well.” Added to that, succulents come in a fascinating kaleidoscope of styles. Contemporary presentations involve grouping succulents together and including a good variety of different shapes, textures and colours, Phil says. As for care tips, beyond bright indirect sunlight, he stresses you should allow them to “dry out between watering, because they can get rot on them pretty quickly.”



Aloe



Monstera

Snake Plant

Fiddle Leaf Fig

### TRENDY TROPICALS

As for all that dramatic tropical greenery we’ve come to associate with millennial style – Fiddle Leaf Figs, the large “Swiss cheese” leaves of the Monstera, tall-spiked Snake Plants, palms – it all continues to fly off shelves, says Phil. “Cordeline is another one that’s quite popular for us, mainly because it adds some nice pinks and reds, so they’re a nice option for people looking for a punch of colour.” Tropicals often need a bit of care and attention, so there’s no mystery around why one in particular, the Snake Plant, is a huge favourite. “For people who are new to tropicals or who want low care and low maintenance, they’re a great fit because they’re very hard to kill,” Phil says. “Snake Plants can dry out for a good amount of time and they don’t really need a lot of light.”

### FUN FACT

The Snake Plant has several common nicknames inspired by its long pointy leaves, including Mother-in-Law’s Tongue and Devil’s Tongue.



Snake Plant



Fern

### FERNS

From Boston ferns to Maidenhair ferns and funky new favourites like Crispy Wave ferns, Phil says ferns continue to be a hot-ticket item. “Even being a solid green plant, there’s just the texture and the leaf shape and combinations,” he says. “They just have a whole interest on their own.”

### FUN FACT

The Victorian era had its own fern craze, which saw them become all the rage as houseplants and fern motifs popped up everywhere from tea sets to clothing.



Boston Fern



### ACCESSORIES

Beyond choosing plants, part of the fun is completing your investment with accessories and books on plant care. Topping the list are stylish plant pots. As Phil says, customers today want “the complete package.” Choose the perfect bowl, tiny four-inch pot or massive glazed ceramic floor planter and you can turn that simple potted plant into a stunning – and lasting – décor piece for your home. **OH**





# East Coast

RECIPE AND PHOTOGRAPHY  
JENELLE MCCULLOCH

# SHRIMP ROLLS

Inspired by the East Coast lifestyle, this roll features chunks of shrimp tossed in a homemade dressing and stuffed into a toasted bun.



## INGREDIENTS

(Makes 4 Rolls)

### HOMEMADE MAYO

- 1 egg
- 1 Tbsp Dijon mustard
- 1 tsp white wine vinegar
- 1 cup neutral oil (canola or grapeseed)

### SANDWICH

- 20 raw shrimp
- 1 Tbsp chives, finely chopped
- 1 shallot, finely chopped
- ¼ cup homemade mayo
- Salt and pepper to taste
- Lettuce
- Buns

## DIRECTIONS

### HOMEMADE MAYO

In a food processor or blender combine egg, Dijon mustard and vinegar. Pulse to combine while slowly adding oil until mayo is thick and emulsified.

### SANDWICH

Steam shrimp for 5 minutes or until cooked through. Cut into small chunks.

Combine shrimp, chives, shallot and mayo and mix. Season with salt and pepper to taste.

To assemble, slice open buns and toast in a pan over medium-high heat.

Add filling and lettuce to the bun. Enjoy! **OH**

online

Get more recipes at [ourhomes.ca/blogrecipes](https://ourhomes.ca/blogrecipes)

## More Ways To Connect!



### Check out our **DIGITAL EDITIONS**

Local Homes, Local Retailers, Local Trades...  
in your neighbourhood



### Follow us on **SOCIAL MEDIA**



### Sign up for our **NEWSLETTER**

- ✓ Gorgeous Homes
- ✓ Exclusive Giveaways
- ✓ Behind-the-Scenes Access

**ourhomes.ca**  
celebrating life at home



finishing touch

POTTERY BARN: Del Sol Melamine Salad Plate

FRONTGATE: Palm Leaves Melamine Salad Plate

XENIA TALER: Ingrid Bamboo Side Plate

CB2: Pebble Matte Grey Melamine Dinner Plate

WEST ELM: Melamine Terrazzo Dinner Plate

WEST ELM: Modern Melamine Salad Plate in Citrus Yellow

WEST ELM: Modern Melamine Dinner Plate in Silver Pine

XENIA TALER: Studio Bamboo Side Plate

CRATE & BARREL: Caprice Floral Melamine Dinner Plate

CRATE & BARREL: Cabana Melamine Dinner Plate in Shell Pink

CRATE & BARREL: Wood Grain Melamine Dinner Plate

CRATE & BARREL: Ollie Melamine Salad Plate

LENOX: French Perle Melamine Dinner Plate in Aqua

WILLIAMS SONOMA: Iznik Tile Outdoor Melamine Dinner Plate, Red & White Floral

CANADIAN TIRE: CANVAS Indigo Side Plate

CANADIAN TIRE: CANVAS Faux Marble Dinner Plate

POTTERY BARN: Swirl Melamine Salad Plate in Orange

INDIGO: Painterly Tropical Melamine Dinner Plate

CRATE & BARREL: Marin Shibori Melamine Dinner Plate

# al fresco DINING

# Our House

UNIQUE GIFTS, JEWELLERY & HOME ACCESSORIES



## Pops of Colour

with Emma Bridgewater!



Wedding Registry Available!



Emma Bridgewater  
FEELS LIKE HOME

FAMILY OWNED & OPERATED FOR 27 YEARS

55 DUNLOP STREET EAST | DOWNTOWN BARRIE | 705.725.0829 | WWW.OURHOUSEBARRIE.COM



# the country estate, rethought.



  
**BRAESTONE**  
HORSESHOE VALLEY

## welcome to braestone.

Braestone is an award winning country estate community located in the heart of the Horseshoe Valley. Inspired by the farmhouses, barns, and sheds of the Oro-Medonte region, the homesteads are an authentic reflection of refined country living with four seasons of outdoor activities at its doorstep. Hiking, skating, apple picking and maple sugar tapping are just a few of the many remarkable activities homeowners experience living at Braestone.

**We invite you to join in our vision and become part of Oro-Medonte's finest community. Contact us today to learn more.**



Distinctive and timeless bungalow, loft and two-storey homesteads on a selection of 1/2 acre to over 1 acre valley and ridge lots. From the high \$700's to low \$1M's.

705.727.5656 [braestone.ca](http://braestone.ca)   

Another project developed by:  
 **GEORGIAN**  
COMMUNITIES